



JESUS, God's Son

1st-2nd Grade Student Workbook
Vol.5 — Classroom Edition

For God, who said, "Let light shine out of darkness," has shone in our hearts
to give the light of the knowledge of the glory of God in the face of Jesus Christ.

2 Corinthians 4:6



This material is part of the "Illuminate Bible Series," copyright © 2025 by LifeStone Ministries. All rights reserved. No portion of this publication may be reproduced in any form or by any means without written permission from LifeStone Ministries, except as permitted by United States copyright law. Edited and published by LifeStone Ministries. Mailing address: P.O. Box 301055 Cleveland, Ohio 44130-0915. Phone: 216-749-2100. www.lifestoneministries.org

Scripture quotations are from the ESV® Bible (The Holy Bible, English Standard Version®), © 2001 by Crossway, a publishing ministry of Good News Publishers. Used by permission. All rights reserved. The ESV text may not be quoted in any publication made available to the public by a Creative Commons license. The ESV may not be translated in whole or in part into any other language.

Contributors: The LifeStone Ministries staff

ISBN 979-8-89598-032-3

TABLE OF CONTENTS

How to Use	4
------------------	---

JESUS, GOD'S SON

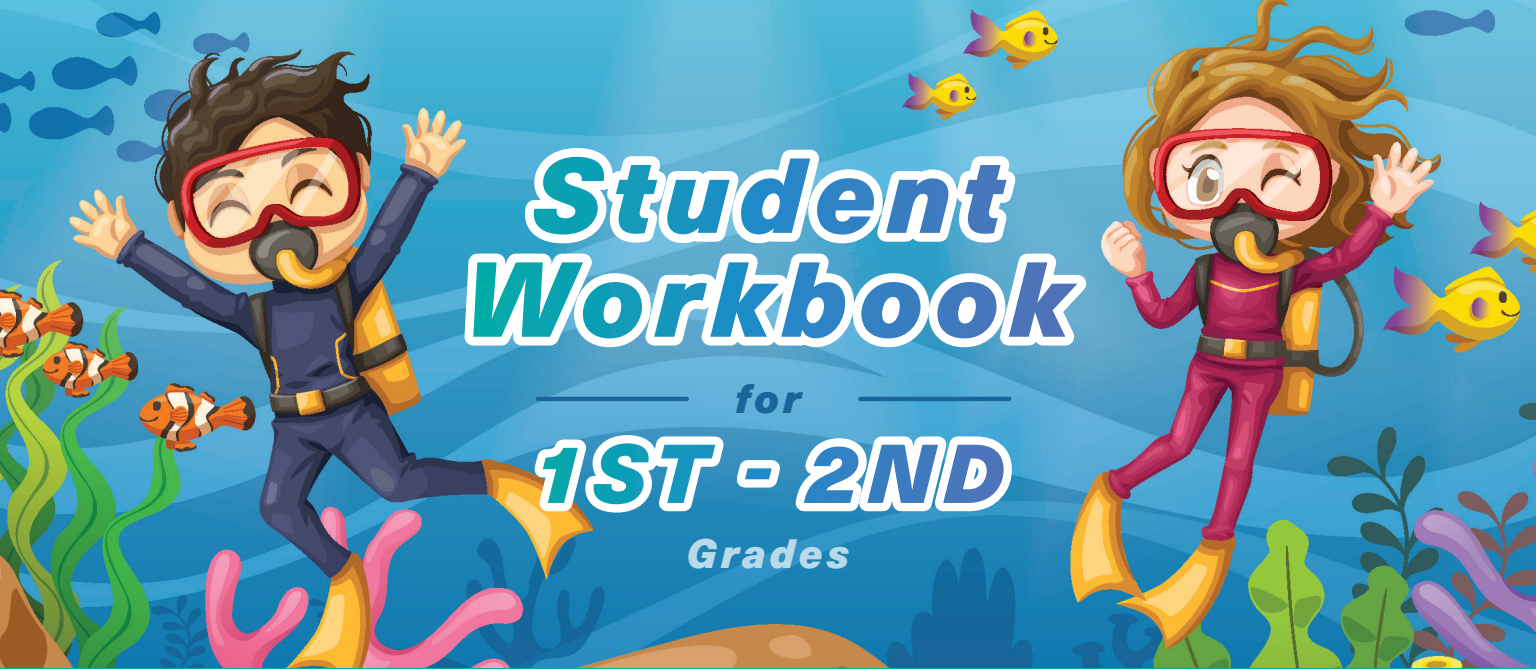
Semester 1: Son of God

Unit 1: The Coming Messiah	5
Week 1, Lesson 1: Great Joy	5
Week 2, Lesson 2: The Savior's Birth	11
Week 3, Lesson 3: John the Baptist	17
Week 4, Lesson 4: Jesus Is Tempted	23
Unit 2: The Divine Son	29
Week 5, Lesson 1: Born Again	29
Week 6, Lesson 2: Jesus Is Supreme	35
Week 7, Lesson 3: Jesus Is the Christ	41
Week 8, Lesson 4: The Transfiguration	47
Unit 3: Sermon on the Mount	53
Week 9, Lesson 1: The Blessed Life	53
Week 10, Lesson 2: True Faith	59
Week 11, Lesson 3: Heavenly Treasures	65
Unit 4: Lord of All	71
Week 12, Lesson 1: Jesus Calms the Storm	71
Week 13, Lesson 2: Lord over the Enemy	77
Week 14, Lesson 3: Lord of the Sabbath	83
Week 15, Lesson 4: The Resurrection and the Life	89
Week 16, Lesson 5: Lazarus Rises	95

Semester 2: God with Us

Unit 5: Jesus' Teachings	101
Week 17, Lesson 1: The Sower's Seed	101
Week 18, Lesson 2: The Need for Grace	107
Week 19, Lesson 3: The Rich Man and Lazarus	113
Week 20, Lesson 4: The Sheep and the Goats	119

Unit 6: Trusting Jesus	125
Week 21, Lesson 1: I Am the Bread of Life	125
Week 22, Lesson 2: I Am Gentle and Lowly.	131
Week 23, Lesson 3: Worshipping Jesus.	137
 Unit 7: Gospel Power	 143
Week 24, Lesson 1: Jesus Is the Center.	143
Week 25, Lesson 2: The Gift of the Spirit.	149
Week 26, Lesson 3: Jesus' Mission for His Disciples	155
Week 27, Lesson 4: Salvation at Pentecost.	161
 Unit 8: The Early Church	 167
Week 28, Lesson 1: The Body of Christ.	167
Week 29, Lesson 2: The Authority of Jesus' Name	173
Week 30, Lesson 3: Ananias and Sapphira.	179
Week 31, Lesson 4: Serving Others	185
Week 32, Lesson 5: Christ Leads His Church	191
 Seasonal Unit	 197
Lesson 1, Christmas: God Remembers His Promise.	197
Lesson 2, Resurrection: The True King	203
Lesson 3, Resurrection: The Perfect Priest.	209
Lesson 4, Second Coming: New Heavens and New Earth	215
 Glossary	 221



HOW TO USE YOUR WORKBOOK

The questions and activities in this workbook are designed to be done after each *1st-2nd Grade Guide Book* lesson.

Hi there, friend!

Are you ready to experience God's Word like never before? This workbook is made just for you!

Each week, you'll hear an amazing story, memorize important Bible verses, talk about what you've learned, and do fun activities to help you remember God's big truth.



Awesome Bible stories. Each week starts with a great Bible story. These stories help you learn about God, and you'll get to color a scene from the story at the end of each week.



Talk about it. During each lesson, you will get the chance to show your teacher and your class just how much you know by answering questions. Not only that, but you'll get to tell everyone what you think and how you feel about that week's topic.



Bible verses. Each week, you'll learn a super important Bible verse so well that you'll be able to say it from memory. Don't worry, though. We'll give you fun ways to help you remember it!



Fun activities! Get ready to play games and make some awesome arts and crafts! All of these activities will make learning the Bible even more fun and exciting. Since God made you fun and creative, He loves it when you learn about Him in fun and creative ways!

Are you ready for this great adventure? Let's get started!



Memory Verse: Isaiah 25:1

Read the verse and think about what it means.



SOMEONE IS COMING

Knock, knock. When someone knocks on your door, do you try to guess who it is? What if your favorite singer or a famous astronaut is stopping by for a visit? You may not have any famous visitors at your house, but it would be exciting to have someone important stop by!

Mary had an important visitor. It was an angel! The angel came to tell her she would have an even more important visitor. She would have a baby by God's power. The angel said it would be a miracle.

Mary was surprised, but she said, "I am God's servant. May it happen the way you said."

Do you know who Mary's baby was going to be?

Who's there? After the angel left, Mary hurried to visit her family member named Elizabeth. Elizabeth was going to have a miracle baby too! Even though she was very old, God promised her a baby. God had a special plan for Elizabeth's baby. He would grow up to be a prophet named John.

When Mary said hello to Elizabeth, baby John jumped for joy inside Elizabeth's tummy. He wasn't born yet, but he already knew who the baby inside Mary was. Being close to Him made baby John want to celebrate.

Elizabeth knew who the baby was too. "You are blessed, and your baby is blessed," she said.

Mary hadn't even said she was going to have a baby, but baby John and Elizabeth already knew who her baby was. Were they super smart? Maybe, but that's not how they knew. They knew because of God the Holy Spirit. God the Holy Spirit knows everything. He told them who Mary's baby was. They didn't have to guess who was visiting. They knew that the baby inside Mary was the most important visitor ever. That was why they were so happy.

Jesus. Elizabeth did not feel like she deserved to have such a great visitor. "Why should God bless me with a visit from the mother of my Lord?

Even my baby jumped for joy when you came. You are blessed for trusting that God would do what He said He would," she said.

God's angel had told Mary that her baby would be Jesus, the Son of God. Mary, Elizabeth, and John were full of joy because Mary's baby was Jesus Christ the Lord. What an important visitor! God Himself had come to visit His people. He had come to save them.


Look in the story and . . .


1. Circle what visitor came to tell Mary an important message.
2. Underline what the visitor said would happen to Mary.
3. Box who Mary went to visit.
4. ✓ Check the name of the One who came to save His people.

 **Memory Verse: Isaiah 25:1**
Start to memorize the verse.



 1. Who was Elizabeth's son? _____

 2. How old was Elizabeth's son in the story?



3. What did Mary do to praise God?



a. cry



b. jump



c. sing

4. Who was Mary's baby? _____

Let's Discuss:

What would you do if Jesus came to your house for a visit?



Memory Verse: Isaiah 25:1
Review and practice the verse.



1. Who told baby John and Elizabeth who Mary's baby was?

a. Zechariah

b. Mary

c. the Holy Spirit

2. Color how much of the line shows how much God the Holy Spirit knows.

a little

some things

a lot

everything!

3. Match each miracle baby with God's plan for that baby.

John

be a prophet

Jesus

save people

4. Listen to Luke 1:64. What did Zechariah do when he started to speak?

He blessed _____.

Let's Discuss:

Blessing God means praising Him. What are some ways to praise God?



Memory Verse: Isaiah 25:1

Say the verse from memory as best you can.



1. Circle whether the sentence is true or false.

When the angel told Mary what God would do, Mary said she was God's servant.

true false



2. Fill in the missing words from Psalm 113:1.

"_____ the Lord! _____, O servants of the Lord,
_____ the name of the Lord!"

3. Based on that verse, who should God's servants focus on?

a. God b. themselves c. their enemies



4. How did baby John feel when he was near Jesus?



Let's Discuss:

Who do you think John and Mary were focused on? Why do you think they were so happy that Jesus was going to be born soon?



Memory Verse: Isaiah 25:1

Think about what the verse means for your life.



LESSON 1

LESSON RECAP

1. What visitor told Mary she would have a baby? _____

2. Match each mom with her baby.



Elizabeth



Jesus



Mary



John

3. What did Mary do to praise God?



a. jump



b. cry



c. sing

4. Who told baby John and Elizabeth who Mary's baby was?

a. Zechariah

b. Mary

c. the Holy Spirit

5. Draw one way you could praise God for sending Jesus.

Use this *Student Workbook* to challenge your students from 1st to 2nd grade to understand and apply God's truth through questions and activities.

"For God, who said, 'Let **light** shine out of darkness,' has **shone** in our hearts to **give the light** of the knowledge of the glory of God in the face of Jesus Christ"
(2 Cor. 4:6).

The Lord has illuminated glorious truths to His children through His Word, and they are worth a lifetime of study. **Enough with the fluff! Illuminate Bible Series** introduces students to important theology, engaging both their hearts and their minds. Each day, students are led **to praise God and exalt Jesus as they see the riches of His grace and glory throughout Scripture**. In each year of study, students will explore a variety of stories and passages of the Bible, examine them in their context, connect them to related Scriptures, mine them for doctrinal truth, and apply them to daily living. In volume 5, students will learn how Jesus is the divine Son of God.

The unchanging truth of God's Word illuminates our path (Ps. 119:105). **Illuminate Bible Series** can lead students from preschool through 12th grade into daily, in-depth discovery of God's truth.

ISBN 979-8-89598-032-3

