

For God, who said, "Let light shine out of darkness," has shone in our hearts to give the light of the knowledge of the glory of God in the face of Jesus Christ.

2 Corinthians 4:6



This material is part of the "Illuminate Bible Series," copyright © 2024 by LifeStone Ministries. All rights reserved. No portion of this publication may be reproduced in any form or by any means without written permission from Union Gospel Press, except as permitted by United States copyright law. Edited and published by LifeStone Ministries. Mailing address: P.O. Box 301055, Cleveland, Ohio 44130-0915. Phone: 800-638-9988. www.lifestoneministries.org

Scripture quotations are from the ESV® Bible (The Holy Bible, English Standard Version®), © 2001 by Crossway, a publishing ministry of Good News Publishers. Used by permission. All rights reserved. The ESV text may not be quoted in any publication made available to the public by a Creative Commons license. The ESV may not be translated in whole or in part into any other language.

Contributors: The LifeStone Ministries staff and Brainy Pixel Productions, LLC

ISBN 978-1-64495-974-9

TABLE OF CONTENTS

How to Use	3
------------------	---

Semester 1: Faithful to His Promises

Unit 1: Faithful to Abraham.	4
Week 1, Lesson 1: Abraham Is Called	4
Week 2, Lesson 2: The Promise of a Son	11
Week 3, Lesson 3: Isaac Is Born	18
Week 4, Lesson 4: Abraham's Faith Is Tested	25
Unit 2: Faithful to Jacob.	32
Week 5, Lesson 1: God Gives Isaac a Wife	32
Week 6, Lesson 2: Jacob and Esau Are Born	39
Week 7, Lesson 3: Jacob's Trickery.....	46
Week 8, Lesson 4: Jacob's Dream	53
Week 9, Lesson 5: Jacob Is Tricked	60
Week 10, Lesson 6: Jacob Wrestles All Night	67
Unit 3: The Promised Land	74
Week 11, Lesson 1: Joshua Is Called	74
Week 12, Lesson 2: Entering the Promised Land	81
Week 13, Lesson 3: The Fall of Jericho.....	88
Unit 4: The Call to Faith	95
Week 14, Lesson 1: A Centurion's Faith.....	95
Week 15, Lesson 2: Walking on Water	102
Week 16, Lesson 3: Help My Unbelief.....	109

Semester 2: Living a Life of Faith

Unit 5: Faith in Trial	116
Week 17, Lesson 1: Hope in the Pain.....	116
Week 18, Lesson 2: Joy in the Suffering	123
Unit 6: Joseph: Faith that Perseveres	130
Week 19, Lesson 1: Joseph, the Dreamer	130
Week 20, Lesson 2: Sold Away.....	137
Week 21, Lesson 3: Faithful in Temptation.....	144
Week 22, Lesson 4: Wisdom from Above.....	151
Week 23, Lesson 5: In the Right Place	158
Week 24, Lesson 6: God's Good Purposes	165

Unit 7: Daniel: Faith in God Alone	172
Week 25, Lesson 1: Daniel and the King's Food	172
Week 26, Lesson 2: God Appears in the Fire	179
Week 27, Lesson 3: God Writes a Message	186
Week 28, Lesson 4: Daniel's Faithful Prayer	193
Week 29, Lesson 5: Rescued from the Lions	200
Unit 8: The Word of God, Our Foundation	207
Week 30, Lesson 1: God's Word Stands Forever	207
Week 31, Lesson 2: God's Word Brings Joy	214
Week 32, Lesson 3: God's Word Is Truth.	221
Seasonal Unit	228
Christmas, Lesson 1: God Remembers His Promise	228
Resurrection, Lesson 2: Our Savior's Sacrifice	235
Resurrection, Lesson 3: Victory over Death	242
Second Coming, Lesson 4: Jesus Is Coming Soon	249
Answers	256

HOW TO USE THIS WORKBOOK

We want the life-changing truth of the Bible to be your student's focus. For this reason, this workbook is designed for the teacher to work alongside the student.

Weekly stories. The allure of a well-told story is strong for nearly anyone, but in a child's early years, stories have special appeal. That is why we draw his mind into spiritual things with a captivating Bible story and illustration for the first step of each lesson (although you may want to read it again throughout the week).

Meaningful discussion. The best way to know how much a young student is learning is to ask meaningful questions and engage the child in conversation. Each step is accompanied by discussion questions you can use to gauge your child's comprehension and help him understand things that he finds difficult or confusing.

Scripture memory. Each lesson features a new Bible memory verse. We provide tools and suggestions each step of the lesson to help the children remember the verse.

Fun activities! Studies have shown that children remember more of what they learn when the learning involves more of their five senses. Each step, we offer some kind of activity to help stimulate students' minds and cement Bible truth in their memories.



STEP

1

Read: Genesis 11:31—12:9

ABRAHAM IS CALLED



Objective: Show a grasp of God's calling for Abraham.

Memory Verse: "And if you are Christ's, then you are Abraham's offspring, heirs according to promise" (Galatians 3:29).



AN ADVENTURE FOR ABRAHAM

Loud and clear. "Leave this place. Leave your family and your father's house," said the voice.

Did I really just hear that? Abraham might have wondered. Abraham's family worshipped fake gods. Fake gods cannot speak. So did Abraham just need to clean out his ears? Nope. He was not imagining it. The Lord, the one true God, really was speaking to him! And God had a special plan for Abraham!

"Go to the land I'm going to show you," the Lord commanded him. "I'm going to make your family into a big nation. I will bless people who bless you. If someone curses you, I'll curse them. The whole world will be blessed through you."

Faith, not fear. That sounded like a sweet deal! But Abraham's wife, Sarah, could not have children. How could his family become a big nation when he could not have kids? Would he still pack up and leave his home and everyone he knew? Would he leave his father's gods? And how would he even get to this new land? God did not give Abraham a map!

Maybe it seemed like a foolish thing to do. Maybe Abraham's neighbors thought he was silly. But Abraham trusted God. He packed up his tents and sheep and cows and silver and gold. He took Sarah, his nephew, and his servants. They left home to go on the adventure God had called them to.

God comes near. Abraham traveled to a land called Canaan. He set up camp by a tree. While he was camped there, the Lord spoke to him again. But this time, He did not only speak. He also appeared!

"I'm going to give this land to you and your children," the Lord said. God was not just *showing* Abraham the land. He was also *giving* Abraham the land!

Abraham did not know how that was going to happen. People were already living in this land. Plus, Sarah still could not have kids!

But Abraham showed his trust in God by building an altar by the tree in his camp. People built altars to give burnt offerings to God.

After that, Abraham kept traveling through Canaan as God commanded. He set up camp in a hilly place. He built another altar and worshipped the Lord. Abraham could not see how God would keep His promises. But he trusted that God would be faithful.

STEP 1

Read: Genesis 11:31—12:9

ABRAHAM IS CALLED



Objective: Show a grasp of God's calling for Abraham.

Memory Verse: "And if you are Christ's, then you are Abraham's offspring, heirs according to promise" (Galatians 3:29).



Discussion Questions:


1. What did God promise Abraham?
2. Who would be blessed through Abraham?
3. What land did Abraham travel to?

Memory Verse:

Begin memorizing Galatians 3:29.

Activity:

Complete the maze. Color the page.



STEP

2

Read: Genesis 15:1-6

ABRAHAM IS CALLED



Objective: Show a grasp of God's calling for Abraham.
Memory Verse: "And if you are Christ's, then you are Abraham's offspring, heirs according to promise" (Galatians 3:29).



Discussion Questions:


1. What did Abraham worship before he worshipped the one true God?
2. What did God say would happen to people who cursed Abraham?
3. What did God say would happen to people who blessed Abraham?

Memory Verse:

Continue memorizing Galatians 3:29.

Activity:

Find the five differences. Color the page.



STEP 3

Read: Romans 4:16-18

ABRAHAM IS CALLED



Objective: Show a grasp of God's calling for Abraham.

Memory Verse: "And if you are Christ's, then you are Abraham's offspring, heirs according to promise" (Galatians 3:29).

Discussion Questions:

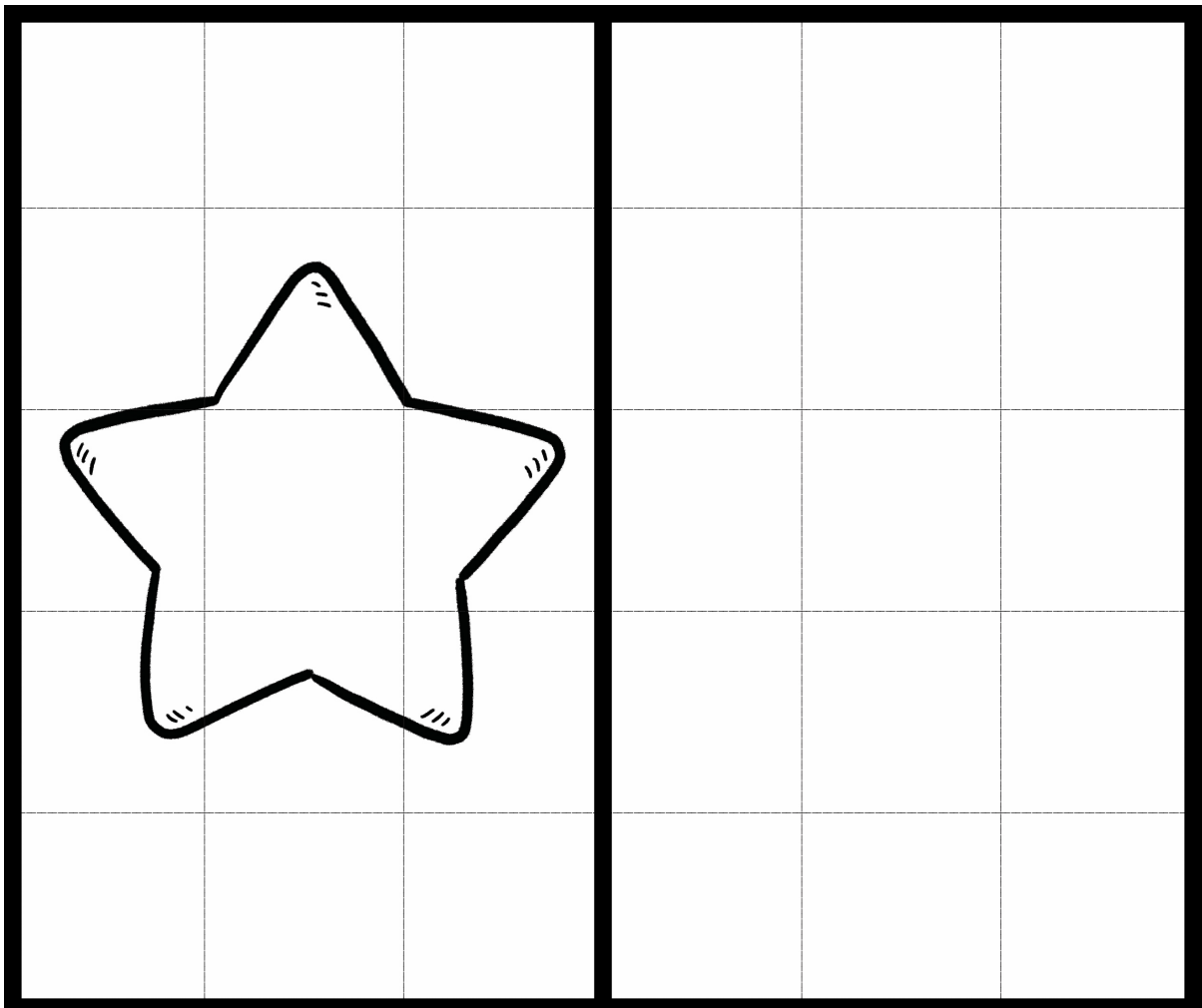
1. What did Abraham have to do to receive God's promises?
2. Did Abraham obey God?
3. By following God, what did Abraham show Him?

Memory Verse:

Review Galatians 3:29.

Activity:

Use the grid to complete the drawing. Color the page.



STEP 4

Read: Galatians 3:26-29

ABRAHAM IS CALLED



Objective: Show a grasp of God's calling for Abraham.



Memory Verse: "And if you are Christ's, then you are Abraham's offspring, heirs according to promise" (Galatians 3:29).

Discussion Questions:


1. Does God keep His promises?
2. How did Abraham show his trust in the Lord once he arrived in Canaan?
3. Can we have faith like Abraham?

Memory Verse:

Ask your student to recite Galatians 3:29.

Activity:

Pick the right parts of an altar. Color the page.



STEP 5

Read: James 1:22-25

ABRAHAM IS CALLED



Objective: Show a grasp of God's calling for Abraham.

Memory Verse: "And if you are Christ's, then you are Abraham's offspring, heirs according to promise" (Galatians 3:29).

