



# JESUS, God's Son

Preschool-Kindergarten Guide Book  
Volume 5

For God, who said, "Let light shine out of darkness," has shone in our hearts  
to give the light of the knowledge of the glory of God in the face of Jesus Christ.

2 Corinthians 4:6



---

This material is part of the "Illuminate Bible Series," copyright © 2025 by LifeStone Ministries. All rights reserved. No portion of this publication may be reproduced in any form or by any means without written permission from LifeStone Ministries, except as permitted by United States copyright law. Edited and published by LifeStone Ministries. Mailing address: 2019 Medina Road, Medina, Ohio 44256. Phone: 800-638-9988.  
[www.lifestoneministries.org](http://www.lifestoneministries.org)

Scripture quotations are from the ESV® Bible (The Holy Bible, English Standard Version®), © 2001 by Crossway, a publishing ministry of Good News Publishers. Used by permission. All rights reserved. The ESV text may not be quoted in any publication made available to the public by a Creative Commons license. The ESV may not be translated in whole or in part into any other language.

Contributors: the LifeStone Ministries staff

ISBN 979-8-89598-031-6

# TABLE OF CONTENTS

How to Use .....	4
Daily Schedule .....	13
Plan for the Year .....	29

## Semester 1: Son of God

<b>Unit 1: The Coming Messiah</b> .....	31
Week 1, Lesson 1: Great Joy .....	33
Week 2, Lesson 2: The Savior's Birth .....	39
Week 3, Lesson 3: John the Baptist .....	45
Week 4, Lesson 4: Jesus Is Tempted .....	51
<b>Unit 2: The Divine Son</b> .....	57
Week 5, Lesson 1: Born Again .....	59
Week 6, Lesson 2: Jesus Is Supreme .....	65
Week 7, Lesson 3: Jesus Is the Christ .....	71
Week 8, Lesson 4: The Transfiguration .....	77
<b>Unit 3: Sermon on the Mount</b> .....	83
Week 9, Lesson 1: The Blessed Life .....	85
Week 10, Lesson 2: True Faith .....	91
Week 11, Lesson 3: Heavenly Treasures .....	97
<b>Unit 4: Lord of All</b> .....	103
Week 12, Lesson 1: Jesus Calms the Storm .....	105
Week 13, Lesson 2: Lord over the Enemy .....	111
Week 14, Lesson 3: Lord of the Sabbath .....	117
Week 15, Lesson 4: The Resurrection and the Life .....	123
Week 16, Lesson 5: Lazarus Rises .....	129

## Semester 2: God with Us

<b>Unit 5: Jesus' Teachings</b> .....	135
Week 17, Lesson 1: The Sower's Seed .....	137
Week 18, Lesson 2: The Need for Grace .....	143

Week 19, Lesson 3: The Rich Man and Lazarus .....	149
Week 20, Lesson 4: The Sheep and the Goats .....	155
<b>Unit 6: Trusting Jesus</b> .....	161
Week 21, Lesson 1: I Am the Bread of Life .....	163
Week 22, Lesson 2: I Am Gentle and Lowly .....	169
Week 23, Lesson 3: Worshipping Jesus .....	175
<b>Unit 7: Gospel Power</b> .....	181
Week 24, Lesson 1: Jesus Is the Center .....	183
Week 25, Lesson 2: The Gift of the Spirit .....	189
Week 26, Lesson 3: Jesus' Mission for His Disciples .....	195
Week 27, Lesson 4: Salvation at Pentecost .....	201
<b>Unit 8: The Early Church</b> .....	207
Week 28, Lesson 1: The Body of Christ .....	209
Week 29, Lesson 2: The Authority of Jesus' Name .....	215
Week 30, Lesson 3: Ananias and Sapphira .....	221
Week 31, Lesson 4: Serving Others .....	227
Week 32, Lesson 5: Christ Leads His Church .....	233
<b>Seasonal Unit</b> .....	239
Lesson 1, Christmas: God Remembers His Promise .....	241
Lesson 2, Resurrection: The True King .....	246
Lesson 3, Resurrection: The Perfect Priest .....	251
Lesson 4, Second Coming: New Heavens and New Earth .....	256



## CURRICULUM OVERVIEW



### What Is the *Illuminate Bible Series*?

Do you want your students to gain a firm knowledge of Scripture? The Bible exposition veterans at LifeStone Ministries want to help. *Illuminate Bible Series* has a unique approach that will enrich students' studies with intelligent, reliable, and stimulating Bible knowledge. Your students will genuinely enjoy these engaging Bible lessons and fun activities. All that is needed is for you to pick up the *Guide Book* and start teaching—we have worked hard so that you can avoid costly preparation time.

*“They received the word with all eagerness, examining the Scriptures daily” (Acts 17:11).*


### The Most Important Class of the Day!

Science, math, and spelling are necessary and valuable topics of study, but nothing can surpass the value of consistent time devoted to learning God's Word. Numerous studies paint a painful picture of the state of biblical literacy and Christian conduct among “churched” teens and college students. “Good kids” who attend church regularly all their lives for some reason are reaching college with minimal knowledge of Bible basics, having no serious interest in Bible study or prayer, and lacking the spiritual discipline to live in accordance with biblical truth. If Scripture truly is the only source for authoritative truth, then our students need to study it and know it well. No other study or pursuit of knowledge can have the eternal impact that Bible study does. It should never be ignored or treated as a matter of secondary importance.

*“It is written, ‘Man shall not live by bread alone, but by every word that comes from the mouth of God’” (Matt. 4:4).*

### Going Deep

Some scriptural truths seem simple on the surface, and yet the deeper you explore, the more spiritual riches are brought to light. *Illuminate Bible Series* is intended to help children think deeply about God and His Word. The number of Bible learning aids available for kids today is enormous. Yet, on average, children and teens today manifestly know less about the Bible than children and teens a generation ago. The best way to combat this uncomfortable reality is to draw kids into meaningful engagement with Scripture. Our robust, kid-friendly Bible study materials help children wrestle with vital Bible teachings and solid doctrine.



# How Does the *Illuminate Bible Series* Work?

## Learning Together

Our teaching guide contains colorful graphics and eye-catching designs. This makes it an easy curriculum to be displayed on a screen or read like a storybook to help hold your students' attention.

Every weekly lesson includes five half-hour steps. You may choose to teach one step for each day of the school week or combine steps if you have fewer than five days of Bible class in a week. A Bible passage is provided every day to be read aloud together at the start of each step. The weekly memory verse can also be reviewed together throughout the week as you see fit.

## A Typical Day

Here is a simple outline of how each step is designed to work.

- **Bible**—Read the Scripture text for the day.
- **Daily Step**—Remind students of the step 1 Bible story, then read the *Preschool-Kindergarten Guide Book* step together.
- **Prayer Point**—Pray together using the *Prayer Point*, which connects with some aspect of the daily step.

**Prayer Point**

Ask the Holy Spirit to fill you with joy in knowing Jesus.
- **Christ Focus**—Read the *Christ Focus* and encourage thinking about how the Scripture passage and step point to Jesus and the gospel.

**Christ Focus**

Jesus is still causing joy two thousand years later. We are blessed that He came into the world.
- **Student Workbooks**—Let the students answer the questions and do the activities in their workbooks. (These questions are also included in the *Guide Book* for your convenience.)

For preschool and kindergarten, we suggest you also read or summarize the step 1 Bible story each day. Students beginning to read can follow along using the story in their workbooks, while students of all skill levels can be reminded of the story with the included illustration.

- **Activities**—The *Preschool-Kindergarten Guide Book* provides several activity suggestions throughout each week as an option to mix things up and engage students with the lesson topic in a more hands-on way. Step 3 always includes an activity for aiding memorization of the memory verse.

# How to Use the *Preschool-Kindergarten Guide Book*

This *Preschool-Kindergarten Guide Book* is the teaching manual that can be used to teach children in preschool and kindergarten. It is a two-semester study that includes 8 units spread over 32 weekly lessons. It also includes a seasonal unit (see page 12).

Each lesson of the *Preschool-Kindergarten Guide Book* focuses on a prominent **Bible story** to be read with the first step. The next four steps provide **supplemental passages** and different perspectives that encourage a deeper understanding of the main Bible story in light of other Scripture truths.



**DISCOVER (Step 1):** a thought-provoking treatment of elements within *the featured Bible story*



**INVESTIGATE (Step 2):** noteworthy information about the featured story's *context and background*



**CONNECT (Step 3):** significant connections between the featured Bible story and other *related Scriptures and biblical concepts*



**FOCUS (Step 4):** a kid-friendly discussion of *doctrinal truth* related to the featured Bible story



**ILLUMINATE (Step 5):** a *review* of the lesson's steps and meaningful ways to *put truth into practice*

## *Preschool-Kindergarten Guide Book Extras!*

Each lesson is packed not only with Bible-rich content but also additional rewarding insights and helpful learning aids.

- **Unit overview** pages helps you know how to prepare before starting each new unit. The overview includes **main objectives** for the unit and for each lesson, a preview of key **vocab words**, and a **list of supplies** you may need for activities.
- **Workbook time** at the end of each lesson shows you the content from your students' workbooks, along with answers to the discussion questions.
- A weekly **memory verse** is provided to help reinforce the lesson in the students' minds. Step 3 always provides a kid-friendly explanation of the memory verse and an activity to aid memorization.


Weekly memory verses ensure children hide God's Word in their hearts

Each lesson centers around a story from the Bible


STEP

4

READ: Acts 20:17-21

FOCUS

JOHN THE BAPTIST

Memory Verse: Psalm 32:5

Doctrine: Genuine Repentance

**Object Lesson.** Show students the picture of a one-way sign and ask if they know what that sign means. Discuss how on a one-way road, going the wrong way is against the rules and could be very dangerous. Model by lining up several toy cars facing the same direction and then placing one at the end facing toward them. Ask if it would be safe to try to go the wrong way. Prompt students to figure out what the driver of the wrong-facing car needs to do. Lead them in telling that car, "You are going the wrong way! Turn around!" Then turn the car around and show that now all the cars can get safely where they want to go. Explain that sin is like going the wrong way. Sin is against God's rules and can be very dangerous. Repenting is like turning the car around to go the right way instead.

**You will need:**

- picture of a one-way sign
- toy cars

**Digging Deeper.** When people **repent**, they turn away from bad or dangerous things (their sins) and turn to something good (God). It showed love when we warned the car to turn around. Christians also show love for people who are sinning when they warn them about the danger of sin.

John the Baptist taught people to repent. He said people should turn away from their sin and toward God. Jesus taught people to repent too (Mark 1:15). So did His followers. The apostle Paul was one of Jesus' followers. In today's passage, Paul reminded church leaders about repenting. He told how he had warned his listeners to repent, turn from their sin, and turn to God in faith.

Repenting isn't just turning from something bad. It is also about who and what we turn to. It means we have a relationship with Jesus, and He gives us joy and life. But we must turn from our sin to accept these things. We can't do this by ourselves. The Holy Spirit helps people turn from sin and toward God. He gives us work to do and helps us do it.

This life may not be easy. Paul had to work through many trials to live the life he did. People were mean to him for his faith. But to Paul, it was worth it. When we turn from our sin to follow Jesus, we will find that knowing Him is worth every hard thing we face.

**WORKBOOK TIME (page 21)**

John and Paul both told people to repent, or to stop doing bad things. When we repent, our lives are different. Find and circle five differences between the two pictures of Paul teaching people to repent.

**REVIEW AND DISCUSS**

John told people to stop doing wrong things. What are wrong things called? *Sins*. What did John do when people were sorry for their sins? *He baptized them*.

**Prayer Point**

Ask the Holy Spirit to help you turn from sin to Jesus.

**Christ Focus**

When you are tempted to sin, think about Jesus. He is the one with the power to keep you from tripping up in sin (Jude 1:24-25)!

WEEK 3 :: UNIT 1 :: LESSON 3

49

Vocabulary words are highlighted


Frequent activities and object lessons keep students engaged

Student workbook content is printed in this teacher's guide for ease of use

A Prayer Point and Christ Focus keep God and the gospel at the center

## Student Workbook

The *Preschool-Kindergarten Student Workbook* makes it possible for your youngest students to engage with the material in a meaningful way. This creative and colorful resource contains **a weekly story, age-appropriate activities, and daily discussion questions.** You will find the content of the workbook pages, along with the answers to the discussion questions, in the “Workbook Time” callout box at the end of each step, making it easy to guide your students through the instructions.



## Flexibility!

Because this curriculum has been designed with various classroom and homeschool models in mind, flexibility is built in. If there is a need to reduce this to a four- or even three-day course, steps of your choice can be combined or skipped.

For preschool and kindergarten students, the main focus is on the step 1 story of each week, so we recommend dedicating a full day to that step, but other steps can easily be combined into a single day if needed. The memory verse explanation and activity on step 3 may be used at any time during the week. The review questions on step 5 repeat the discussion questions from steps 1-4. This reinforcement is helpful for long-term retention of learning, but if you are running out of time, you can skip that section without missing any new content.

As you can see, your students can develop a deeper understanding of Scripture on a schedule you choose, and the curriculum can be adapted to fit your plans.





## The Logic of the Scope & Sequence

There are a couple of common pitfalls regarding God's Word that we wanted to avoid in creating our overall plan for the *Illuminate Bible Series*:

**Pitfall #1:** seeing the Bible as merely a collection of heroic stories, miracles, and principles

**Pitfall #2:** treating the Bible primarily as a history book by using a strictly chronological approach

We believe the best way to teach the Bible to children is through a careful presentation of its central message—the story of God's grace and glory, which is ultimately expressed in Jesus Christ—through deep engagement with individual Scripture passages.

## Realities to Remember

- God is at the center of the Bible. He superintended and empowered the exciting lives of the people in the Bible.
- Each book of the Bible is tied to the great central theme of God's grace and glory, even though we seek to understand each book in its historical context.
- Seeing Jesus is essential. Instead of wading through several years of chronological studies to finally get to Jesus, He is featured prominently in every year of study.

## What Is the Plan?

Every year of the curriculum highlights an important attribute of God, using the stories of Scripture to place Him at the center of all things while continually highlighting the work and Person of Jesus.

1. **God Our Savior**—an exploration of God's work of salvation
2. **Our Faithful God**—a focus on God as One who keeps His promises
3. **Our God of Mercy and Grace**—a study of the wonderful mercy and grace God shows His people
4. **Prophets, Priests, and Kings**—a discussion of how the Old Testament points to Jesus
5. **Jesus, God's Son**—a survey of how Jesus is fully God
6. **God Will Triumph**—a review of how God prevails for all eternity

## But I Want a Chronological Study!



Every year is designed to thoroughly explore passages from all major sections of the Bible. **God Our Savior**, for example, shows how God has redeemed His people. God's work of salvation is traced from Genesis to Revelation as students see how He is carrying out His plan for creation. Notice that the individual units progress chronologically while connecting to the grand story of Scripture:

1. CREATION (Garden of Eden)
2. FALL (Adam and Eve, Sodom and Gomorrah, Tower of Babel, Noah)
3. REDEMPTION (God's deliverance of the Israelites and Jesus' life, death, and resurrection)
4. RESTORATION (God's final victory and believers' glorious future)

Though each year is not fully chronological, many of the units are structured chronologically. So, far from ignoring the chronology of Scripture, we believe it is helpful for students to see the central themes of Scripture as collections of stories that are to be explored. This approach will equip students to understand not just the academic content and historical facts of the Bible, but also how to interpret and apply every passage of Scripture for themselves.

# Volumes through the Years

Use this page to identify which books you will need for each year of study based on grade level.





## Preschool-Kindergarten

**Preschool-Kindergarten Guide Book (one per teacher)**

**Preschool-Kindergarten Student Workbook (one per student)**

---





## 1st Grade

**1st-2nd Grade Guide Book (one per teacher)**

**1st-2nd Grade Student Workbook (one per student)**

---





## 2nd Grade

**1st-2nd Grade Guide Book (one per teacher)**

**1st-2nd Grade Student Workbook (one per student)**

---





## 3rd Grade

**3rd-4th Grade Guide Book (one per teacher)**

**3rd-4th Grade Student Workbook (one per student)**

---





## 4th Grade

**3rd-4th Grade Guide Book (one per teacher)**

**3rd-4th Grade Student Workbook (one per student)**

---





## 5th Grade

**5th-6th Grade Guide Book (one per teacher)**

**5th-6th Grade Student Workbook (one per student)**

---



## 6th Grade


**5th-6th Grade Guide Book (one per teacher)**

**5th-6th Grade Student Workbook (one per student)**


---

# Volumes through the Years


Illuminate was created with flexibility in mind, so every volume of the preK-6th grade curriculum can be used in any order for any grade in that range. This means you have the freedom either to have all your students in preK-6th study the same volume at the same time or to assign each volume to a particular grade level. The curriculum is non-cumulative, so it may be studied in any order. The following is only a suggestion for the order in which the volumes may be studied (preK-6th on the left, 7th-12th on the right).




## God Our Savior




## Our Faithful God




## Our God of Mercy and Grace




## Prophets, Priests, and Kings




## Jesus, God's Son




## God Will Triumph




## God's Glory: The Reason for Everything




## The Glory of Christ: The Center of History




## Faith: The Response to God's Glory



## God's Glory as He Builds His Kingdom



## Living for God's Glory



## The Triumph of God's Glory

# Seasonal Unit Overview

## What Is the Seasonal Unit?

*Illuminate*'s scope and sequence is designed to explore themes in Scripture that point to God's character. Because academic calendars vary from year to year, important religious holidays are not built into the regular sequence of lessons. Rather, we have included a supplemental unit in the back of this book and your students' workbooks to observe religious holidays and key events. This seasonal unit contains four weeks of content to be used at your discretion throughout the school year.

## How to Use

Every lesson in the seasonal unit functions like an ordinary lesson of *Illuminate*. When you choose to do a lesson from this unit, read the daily Scripture from the appropriate step first, then read the step's article. Students should complete any questions or activities given in their workbooks.

Seasonal lessons are designed to be completed a week or two at a time, not all at once. When you are ready to use a lesson from the seasonal unit, pause your regular study until the lesson is completed. Resume your regular study the following week.

## Seasonal Unit Content

### Christmas | 1 lesson

We suggest using this lesson the last week of school before Christmas. Pause your regular study for a week to explore and appreciate the story of Jesus' advent. The lessons and activities will help your students focus their minds and hearts on Jesus during this season.

### Resurrection | 2 lessons

We suggest using these lessons during the two weeks preceding Easter. The first of these weeks typically focuses on the triumphal entry or the crucifixion, and the second typically focuses on the crucifixion or resurrection.

### Second Coming of Christ | 1 lesson

This lesson can go anywhere in the year, but we suggest placing it sometime after Easter. It may also be paired with the Christmas lesson to talk about Christ's first and second comings back-to-back. Use this lesson to remind your students that Jesus will return to rule and reign forever.

# First Semester Suggested Daily Schedule

Week	Day	Assignment	Due Date	✓
Week 1	Day 1	Unit 1, LS 1 – Great Joy Read Luke 1:39-45 and page 33 • <i>Preschool-Kindergarten Guide Book</i> (GB) Story, questions, and activity pages 5-6 • <i>Preschool-Kindergarten Workbook</i> (WB)		
	Day 2	Read Luke 1:46-56 and pages 34-35 • GB Review page 5, questions and activity page 7 • WB		
	Day 3	Read Luke 1:57-66 and page 36 • GB Review page 5, questions and activity page 8 • WB		
	Day 4	Read Ps. 113:1-9 and page 37 • GB Review page 5, questions and activity page 9 • WB		
	Day 5	Read Isa. 25:1 and page 38 • GB Coloring page 10 • WB		
Week 2	Day 6	Unit 1, LS 2 – The Savior's Birth Read Matt. 1:18-25 and page 39 • GB Story, questions, and activity pages 11-12 • WB		
	Day 7	Read Matt. 2:1-12 and pages 40-41 • GB Review page 11, questions and activity page 13 • WB		
	Day 8	Read Matt. 2:13-23 and page 42 • GB Review page 11, questions and activity page 14 • WB		
	Day 9	Read Gal. 4:4-7 and page 43 • GB Review page 11, questions and activity page 15 • WB		
	Day 10	Read Mic. 5:2 and page 44 • GB Coloring page 16 • WB		



Week	Day	Assignment	Due Date	✓
Week 3	Day 11	Unit 1, LS 3 – John the Baptist Read Matt. 3:1-12 and page 45 • GB Story, questions, and activity pages 17-18 • WB		
	Day 12	Read Luke 1:5-17 and pages 46-47 • GB Review page 17, questions and activity page 19 • WB		
	Day 13	Read Luke 1:67-79 and page 48 • GB Review page 17, questions and activity page 20 • WB		
	Day 14	Read Acts 20:17-21 and page 49 • GB Review page 17, questions and activity page 21 • WB		
	Day 15	Read Ps. 32:3-5 and page 50 • GB Coloring page 22 • WB		
Week 4	Day 16	Unit 1, LS 4 – Jesus Is Tempted Read Matt. 4:1-11 and page 51 • GB Story, questions, and activity pages 23-24 • WB		
	Day 17	Read Rom. 5:12-21 and pages 52-53 • GB Review page 23, questions and activity page 25 • WB		
	Day 18	Read Heb. 3:1-6 and page 54 • GB Review page 23, questions and activity page 26 • WB		
	Day 19	Read Rom. 5:6-8 and page 55 • GB Review page 23, questions and activity page 27 • WB		
	Day 20	Read 1 Cor. 10:11-13 and page 56 • GB Coloring page 28 • WB		

Week	Day	Assignment	Due Date	✓
Week 5	Day 21	Unit 2, LS 1 – Born Again Read John 3:1-15 and page 59 • GB Story, questions, and activity pages 29-30 • WB		
	Day 22	Read John 14:1-7 and pages 60-61 • GB Review page 29, questions and activity page 31 • WB		
	Day 23	Read 1 John 4:19—5:5 and page 62 • GB Review page 29, questions and activity page 32 • WB		
	Day 24	Read John 3:16-21 and page 63 • GB Review page 29, questions and activity page 33 • WB		
	Day 25	Read Rom. 5:9-11 and pages 64 GB Coloring page 34 WB		
Week 6	Day 26	Unit 2, LS 2 – Jesus Is Supreme Read John 10:22-39 and page 65 • GB Story, questions, and activity pages 35-36 • WB		
	Day 27	Read Isa. 44:6-8 and pages 66-67 • GB Review page 35, questions and activity page 37 • WB		
	Day 28	Read Col. 1:15-20 and page 68 • GB Review page 35, questions and activity page 38 • WB		
	Day 29	Read Dan. 7:13-14 and page 69 • GB Review page 35, questions and activity page 39 • WB		
	Day 30	Read Eph. 3:8-12 and page 70 • GB Coloring page 40 • WB		

Week	Day	Assignment	Due Date	✓
Week 7	Day 31	Unit 2, LS 3 – Jesus Is the Christ Read Matt. 16:13-20 and page 71 • GB Story, questions, and activity pages 41-42 • WB		
	Day 32	Read Matt. 16:21-28 and pages 72-73 • GB Review page 41, questions and activity page 43 • WB		
	Day 33	Read Rom. 6:5-8 and page 74 • GB Review page 41, questions and activity page 44 • WB		
	Day 34	Read 1 John 3:1-3 and page 75 • GB Review page 41, questions and activity page 45 • WB		
	Day 35	Read 1 Pet. 4:1-2 and page 76 • GB Coloring page 46 • WB		
Week 8	Day 36	Unit 2, LS 4 – The Transfiguration Read Mark 9:2-8 and page 77 • GB Story, questions, and activity pages 47-48 • WB		
	Day 37	Read John 12:23-29 and pages 78-79 • GB Review page 47, questions and activity page 49 • WB		
	Day 38	Read John 17:1-5 and page 80 • GB Review page 47, questions and activity page 50 • WB		
	Day 39	Read John 12:30-38 and page 81 • GB Review page 47, questions and activity page 51 • WB		
	Day 40	Read Phil. 2:9-11 and page 82 • GB Coloring page 52 • WB		

Week	Day	Assignment	Due Date	✓
Week 9	Day 41	Unit 3, LS 1 – The Blessed Life Read Matt. 5:1-12 and page 85 • GB Story, questions, and activity pages 53-54 • WB		
	Day 42	Read Luke 6:20-26 and pages 86-87 • GB Review page 53, questions and activity page 55 • WB		
	Day 43	Read Ps. 32:1-2 and page 88 • GB Review page 53, questions and activity page 56 • WB		
	Day 44	Read Ps. 65:1-4 and page 89 • GB Review page 53, questions and activity page 57 • WB		
	Day 45	Read Ps. 40:4 and page 90 • GB Coloring page 58 • WB		
Week 10	Day 46	Unit 3, LS 2 - True Faith Read Matt. 6:1-15 and page 91 • GB Story, questions, and activity pages 59-60 • WB		
	Day 47	Read Matt. 5:41-47 and pages 92-93 • GB Review page 59, questions and activity page 61 • WB		
	Day 48	Read Matt. 23:1-7 and page 94 • GB Review page 59, questions and activity page 62 • WB		
	Day 49	Read Ps. 91:1-13 and page 95 • GB Review page 59, questions and activity page 63 • WB		
	Day 50	Read Ps. 91:14-16 and pages 96 • GB Coloring page 64 • WB		

Week	Day	Assignment	Due Date	✓
Week 11	Day 51	Unit 3, LS 3 – Heavenly Treasures Read Matt. 6:19-24 and page 97 • GB Story, questions, and activity pages 65-66 • WB		
	Day 52	Read Matt. 7:13-14 and pages 98-99 • GB Review page 65, questions and activity page 67 • WB		
	Day 53	Read Jas. 4:1-6 and page 100 • GB Review page 65, questions and activity page 68 • WB		
	Day 54	Read Phil. 4:8-9 and page 101 • GB Review page 65, questions and activity page 69 • WB		
	Day 55	Read Rom. 12:1-2 and page 102 • GB Coloring page 70 • WB		
Week 12	Day 56	Unit 4, LS 1 – Jesus Calms the Storm Read Mark 4:35-41 and page 105 • GB Story, activity, and discussion questions pages 71-72 • WB		
	Day 57	Read Ps. 95 and pages 106-107 • GB Review page 71, questions and activity page 73 • WB		
	Day 58	Read Ps. 89:5-9 and page 108 • GB Review page 71, questions and activity page 74 • WB		
	Day 59	Read Ps. 115:3 and page 109 • GB Review page 71, questions and activity page 75 • WB		
	Day 60	Read Ps. 115:9-11 and page 110 • GB Coloring page 76 • WB		



Week	Day	Assignment	Due Date	✓
Week 13	Day 61	Unit 4, LS 2 – Lord over the Enemy Read Mark 5:1-20 and page 111 • GB Story, questions, and activity pages 77-78 • WB		
	Day 62	Read Luke 9:37-45 and pages 112-113 • GB Review page 77, questions and activity page 79 • WB		
	Day 63	Read Luke 10:17-20 and page 114 • GB Review page 77, questions and activity page 80 • WB		
	Day 64	Read 1 John 5:18-20 and page 115 • GB Review page 77, questions and activity page 81 • WB		
	Day 65	Read 1 John 4:4 and page 116 • GB Coloring page 82 • WB		
Week 14	Day 66	Unit 4, LS 3 – Lord of the Sabbath Read Matt. 12:1-14 and page 117 • GB Story, questions, and activity pages 83-84 • WB		
	Day 67	Read Matt. 12:15-21 and pages 118-119 • GB Review page 83, questions and activity page 85 • WB		
	Day 68	Read Luke 13:10-17 and page 120 • GB Review page 83, questions and activity page 86 • WB		
	Day 69	Read Gal. 2:11-21 and page 121 • GB Review page 83, questions and activity page 87 • WB		
	Day 70	Read Col. 2:16-19 and page 122 • GB Coloring page 88 • WB		

Week	Day	Assignment	Due Date	✓
Week 15	Day 71	Unit 4, LS 4 – The Resurrection and the Life Read John 11:17-27 and page 123 • GB Story, questions, and activity pages 89-90 • WB		
	Day 72	Read John 11:28-37 and pages 124-125 • GB Review page 89, questions and activity page 91 • WB		
	Day 73	Read Isa. 63:7-9 and page 126 • GB Review page 89, questions and activity page 92 • WB		
	Day 74	Read Phil. 2:19-24 and page 127 • GB Review page 89, questions and activity page 93 • WB		
	Day 75	Read Ps. 25:6-7 and page 128 • GB Coloring page 94 • WB		
Week 16	Day 76	Unit 4, LS 5 – Lazarus Rises Read John 11:38-44 and pages 129 • GB Story, questions, and activity pages 95-96 • WB		
	Day 77	Read John 11:45-53 and pages 130-131 • GB Review page 95, questions and activity page 97 • WB		
	Day 78	Read 1 Cor. 15:20-28 and page 132 • GB Review page 95, questions and activity page 98 • WB		
	Day 79	Read 1 Cor. 15:35-49 and page 133 • GB Review page 95, questions and activity page 99 • WB		
	Day 80	Read Rom. 8:28-30 and page 134 • GB Coloring page 100 • WB		

# Second Semester Suggested Daily Schedule

Week	Day	Assignment	Due Date	✓
Week 17	Day 81	Unit 5, LS 1 – The Sower’s Seed Read Luke 8:4-15 and page 137 • GB Story, questions, and activity pages 101-102 • WB		
	Day 82	Read Matt. 7:15-23 and pages 138-139 • GB Review page 101, questions and activity page 103 • WB		
	Day 83	Read 1 Tim. 3:14-16 and page 140 • GB Review page 101, questions and activity page 104 • WB		
	Day 84	Read 1 Cor. 3:10-11 and page 141 • GB Review page 101, questions and activity page 105 • WB		
	Day 85	Read Matt. 7:7-11 and page 142 • GB Coloring page 106 • WB		
Week 18	Day 86	Unit 5, LS 2 – The Need for Grace Read Mark 10:17-22 and page 143 • GB Story, questions, and activity pages 107-108 • WB		
	Day 87	Read Mark 10:28-31 and pages 144-145 • GB Review page 107, questions and activity page 109 • WB		
	Day 88	Read Matt. 5:17-20 and page 146 • GB Review page 107, questions and activity page 110 • WB		
	Day 89	Read Mark 10:23-27 and page 147 • GB Review page 107, questions and activity page 111 • WB		
	Day 90	Read Rom. 13:8-10 and page 148 • GB Coloring page 112 • WB		

Week	Day	Assignment	Due Date	✓
Week 19	Day 91	Unit 5, LS 3 – The Rich Man and Lazarus Read Luke 16:19-31 and page 149 • GB Story, questions, and activity pages 113-114 • WB		
	Day 92	Read Luke 12:13-21 and pages 150-151 • GB Review page 113, questions and activity page 115 • WB		
	Day 93	Read Amos 6:1, 3-7 and page 152 • GB Review page 113, questions and activity page 116 • WB		
	Day 94	Read Jas. 5:1-6 and page 153 • GB Review page 113, questions and activity page 117 • WB		
	Day 95	Read Phil. 4:10-13 and page 154 GB Coloring page 118 WB		
Week 20	Day 96	Unit 5, LS 4 – The Sheep and the Goats Read Matt. 25:31-46 and page 155 • GB Story, questions, and activity pages 119-120 • WB		
	Day 97	Read Matt. 25:1-13 and pages 156-157 • GB Review page 119, questions and activity page 121 • WB		
	Day 98	Read Ezek. 34:17-24 and page 158 • GB Review page 119, questions and activity page 122 • WB		
	Day 99	Read 1 Thess. 4:13-18 and page 159 • GB Review page 119, questions and activity page 123 • WB		
	Day 100	Read Heb. 10:35-39 and page 160 • GB Coloring page 124 • WB		

Week	Day	Assignment	Due Date	✓
Week 21	Day 101	Unit 6, LS 1 – I Am the Bread of Life Read John 6:35-42 and page 163 • GB Story, questions, and activity pages 125-126 • WB		
	Day 102	Read John 6:53-59 and pages 164-165 • GB Review page 125, questions and activity page 127 • WB		
	Day 103	Read John 8:54-59 and page 166 • GB Review page 125, questions and activity page 128 • WB		
	Day 104	Read 1 Pet. 3:18-22 and page 167 • GB Review page 125, questions and activity page 129 • WB		
	Day 105	Read John 6:66-69 and page 168 • GB Coloring page 130 • WB		
Week 22	Day 106	Unit 6, LS 2 – I Am Gentle and Lowly Read Matt. 11:25-30 and page 169 • GB Story, questions, and activity pages 131-132 • WB		
	Day 107	Read 1 John 5:1-5 and pages 170-171 • GB Review page 131, questions and activity page 133 • WB		
	Day 108	Read Hos. 11:1-4 and page 172 • GB Review page 131, questions and activity page 134 • WB		
	Day 109	Read Mark 10:13-16 and page 173 • GB Review page 131, questions and activity page 135 • WB		
	Day 110	Read John 8:31-32 and page 174 • GB Coloring page 136 • WB		

Week	Day	Assignment	Due Date	✓
Week 23	Day 111	Unit 6, LS 3 – Worshipping Jesus Read Luke 10:38-42 and page 175 • GB Story, questions, and activity pages 137-138 • WB		
	Day 112	Read John 11:1-6 and pages 176-177 • GB Review page 137, questions and activity page 139 • WB		
	Day 113	Read John 12:1-11 and page 178 • GB Review page 137, questions and activity page 140 • WB		
	Day 114	Read Eccl. 1:1-8; 3:9-15 and page 179 • GB Review page 137, questions and activity page 141 • WB		
	Day 115	Read Ps. 92:1-2 and page 180 • GB Coloring page 142 • WB		
Week 24	Day 116	Unit 7, LS 1 – Jesus Is the Center Read Luke 24:13-27 and page 183 • GB Story, questions, and activity pages 143-144 • WB		
	Day 117	Read Luke 24:28-35 and pages 184-185 • GB Review page 143, questions and activity page 145 • WB		
	Day 118	Read Luke 24:36-43 and page 186 • GB Review page 143, questions and activity page 146 • WB		
	Day 119	Read John 1:14-18 and page 187 • GB Review page 143, questions and activity page 147 • WB		
	Day 120	Read John 20:30-31 and page 188 • GB Coloring page 148 • WB		

Week	Day	Assignment	Due Date	✓
Week 25	Day 121	Unit 7, LS 2 – The Gift of the Spirit Read John 20:19-25 and page 189 • GB Story, questions, and activity pages 149-150 • WB		
	Day 122	Read John 20:26-29 and pages 190-191 • GB Review page 149, questions and activity page 151 • WB		
	Day 123	Read John 16:5-11 and page 192 • GB Review page 149, questions and activity page 152 • WB		
	Day 124	Read John 16:12-16 and page 193 • GB Review page 149, questions and activity page 153 • WB		
	Day 125	Read Ps. 143:10 and page 194 • GB Coloring page 154 • WB		
Week 26	Day 126	Unit 7, LS 3 – Jesus' Mission for His Disciples Read Matt. 28:16-20 and page 195 • GB Story, questions, and activity pages 155-156 • WB		
	Day 127	Read Acts 1:4-8 and pages 196-197 • GB Review page 155, questions and activity page 157 • WB		
	Day 128	Read Rom. 1:1-6 and page 198 • GB Review page 155, questions and activity page 158 • WB		
	Day 129	Read Matt. 28:19, 2 Cor. 13:14, Rev. 1:4-6, and page 199 • GB Review page 155, questions and activity page 159 • WB		
	Day 130	Read Col. 4:2-6 and page 200 • GB Coloring page 160 • WB		



Week	Day	Assignment	Due Date	✓
Week 27	Day 131	Unit 7, LS 4 – Salvation at Pentecost Read Acts 2:1-13 and page 201 • GB Story, questions, and activity pages 161-162 • WB		
	Day 132	Read Acts 2:14-21 and pages 202-203 • GB Review page 161, questions and activity page 163 • WB		
	Day 133	Read Gen. 11:1-9 and page 204 • GB Review page 161, questions and activity page 164 • WB		
	Day 134	Read 1 Cor. 12:12-13 and page 205 • GB Review page 161, questions and activity page 165 • WB		
	Day 135	Read 1 Tim. 3:14-15 and page 206 • GB Coloring page 166 • WB		
Week 28	Day 136	Unit 8, LS 1 – The Body of Christ Read Acts 2:42-47 and page 209 • GB Story, questions, and activity pages 167-168 • WB		
	Day 137	Read Eph. 4:14-16 and pages 210-211 • GB Review page 167, questions and activity page 169 • WB		
	Day 138	Read Rom. 12:3-8 and page 212 • GB Review page 167, questions and activity page 170 • WB		
	Day 139	Read 1 Cor. 12:14-26 and page 213 • GB Review page 167, questions and activity page 171 • WB		
	Day 140	Read Rom. 12:9-13 and page 214 • GB Coloring page 172 • WB		

Week	Day	Assignment	Due Date	✓
Week 29	Day 141	Unit 8, LS 2 – The Authority of Jesus' Name Read Acts 3:1-10 and page 215 • GB Story, questions, and activity pages 173-174 • WB		
	Day 142	Read Acts 3:11-16 and pages 216-217 • GB Review page 173, questions and activity page 175 • WB		
	Day 143	Read John 5:1-9 and page 218 • GB Review page 173, questions and activity page 176 • WB		
	Day 144	Read Col. 3:15-17 and page 219 • GB Review page 173, questions and activity page 177 • WB		
	Day 145	Read Eph. 3:20-21 and page 220 • GB Coloring page 178 • WB		
Week 30	Day 146	Unit 8, LS 3 – Ananias and Sapphira Read Acts 5:1-11 and page 221 • GB Story, questions, and activity pages 179-180 • WB		
	Day 147	Read Acts 4:32-37 and pages 222-223 • GB Review page 179, questions and activity page 181 • WB		
	Day 148	Read Josh. 7:1-12, 19-26 and page 224 • GB Review page 179, questions and activity page 182 • WB		
	Day 149	Read 1 Cor. 11:27-34 and page 225 • GB Review page 179, questions and activity page 183 • WB		
	Day 150	Read Prov. 12:22 and page 226 • GB Coloring page 184 • WB		

Week	Day	Assignment	Due Date	✓
Week 31	Day 151	Unit 8, LS 4 – Serving Others Read Acts 9:32-43 and page 227 • GB Story, questions, and activity pages 185-186 • WB		
	Day 152	Read 2 Cor. 8:1-9 and pages 228-229 • GB Review page 185, questions and activity page 187 • WB		
	Day 153	Read Titus 2:1-10 and page 230 • GB Review page 185, questions and activity page 188 • WB		
	Day 154	Read 1 Tim. 3:1-13 and page 231 • GB Review page 185, questions and activity page 189 • WB		
	Day 155	Read 1 Thess. 4:9-12 and pages 232 • GB Coloring page 190 • WB		
Week 32	Day 156	Unit 8, LS 5 – Christ Leads His Church Read Acts 18:1-11 and page 233 • GB Story, questions, and activity pages 191-192 • WB		
	Day 157	Read Acts 18:12-19 and pages 234-235 • GB Review page 191, questions and activity page 193 • WB		
	Day 158	Read Phil. 4:6-7 and page 236 • GB Review page 191, questions and activity page 194 • WB		
	Day 159	Read 2 Tim. 4:16-18 and page 237 • GB Review page 191, questions and activity page 195 • WB		
	Day 160	Read Col. 3:23-24 and page 238 • GB Coloring page 196 • WB		

# PLAN FOR THE YEAR

## Jesus, God's Son

How poetic that we (in the northern hemisphere, at least) celebrate the arrival of Jesus, the “Light of the World,” during the darkest days of the year! In humanity’s darkest moments, separated from God by sin, there appeared the long-awaited Savior, Jesus. He stepped into the world as Immanuel, meaning “God with us,” and turned everything upside down.

From the angel Gabriel’s announcement of Jesus’ coming (Luke 1:29-30) to baby John the Baptist jumping for joy in Elizabeth’s womb when Mary visited (vs. 41), Jesus’ role as the chosen Savior was clear even before His birth. John the Baptist, the Elijah-like prophet foretold in the Old Testament, prepared the way for Jesus’ earthly ministry (Mal. 4:5-6; John 1:19-23). After John baptized Jesus, Jesus spent time in the wilderness being tempted by Satan, but He never once gave in. The Savior had come, and He was perfect and sinless.

Many signs and events confirmed Jesus’ identity as the Son of God. Jesus Himself claimed to be God on several occasions, much to the chagrin of the Jewish religious leaders (John 10:22-39). His disciples confessed that He is the Son of God (Matt. 16:15-16). God the Father Himself declared Jesus’ divinity by transfiguring Him on a mountain (Mark 9:2-8).


Jesus also showed His divine power and authority by His actions. He calmed a storm, proving His power over nature. He cast out evil spirits, displaying His authority over enemy spiritual powers. He showed His authority over the Mosaic Law, throwing out the Pharisees’ extra rules and explaining God’s heart (Matt. 12:1-14). He even showed His power over life and death by raising Lazarus from the dead.

The amazing power of Jesus, God-with-us, became even more apparent after He rose from the dead. Jesus revealed how the whole of Scripture pointed to His coming. After forty days, He returned to His Father, but not without giving His disciples a critical mission: to make more disciples. Even though Jesus returned to the Father, He did not leave His people alone. He sent the Holy Spirit to live in them and to guide and direct them in their mission. Peter and the other disciples saw the power of the Holy Spirit firsthand when many came to Christ during the Jewish festival of Pentecost (Acts 2:41).

The Holy Spirit’s power also became evident through the early church’s unusual generosity, even during times of great persecution. Further, the apostles showed that this power came from Jesus when they healed the sick in His name (3:1-10). Jesus also appeared to the apostle Paul in visions, guiding and encouraging him in his missionary journeys. Though Jesus was no longer physically on earth, His presence was still evident.

Jesus is alive today, reigning in heaven at the right hand of the Father. His name is still mighty, and His church continues to grow and spread, fulfilling the Great Commission until He returns. Until then, His followers live in His presence and grow closer in relationship with Him, knowing that each moment of their lives brings them closer to knowing and seeing Him as He truly is.

**Page intentionally left blank**



### ***Semester 1: Son of God***

In these four units, we see how Jesus showed by His actions and His teachings who He really is:  
God's promised Messiah and the Lord of all.

## **UNIT 1**

### **THE COMING MESSIAH**

The promise of Jesus' coming brought great joy to many people, who responded by praising God for His glory and goodness. Jesus' birth in Bethlehem attracted a number of visitors, including some dangerous enemies. Years later, John the Baptist urged people to listen to Jesus and believe in Him, and Jesus fended off temptations by Satan. That introduced Him as the powerful Messiah!



# UNIT 1 OVERVIEW

## BIG QUESTION:

Why did Jesus come to earth?

## BIG ANSWER:

Jesus came to save people from sin.



### Lesson Objectives

#### ***Lesson 1—Great Joy***

The student will show a grasp that Jesus' birth brought great joy.

#### ***Lesson 2—The Savior's Birth***

The student will show a grasp of the account of Jesus' birth.

#### ***Lesson 3—John the Baptist***

The student will show a grasp that people must turn from sin.

#### ***Lesson 4—Jesus Is Tempted***

The student will show a grasp that Jesus said no to sin.

### Words to Know

**prophet:** a messenger who shares or writes down the words of God

**Messiah:** the King of the Jews promised in the Old Testament

**adopted:** to be chosen to become part of a family

**repent:** to be sorry for your sin and to make up your mind to do what is right

### Props to Prep

Supplies for activities of choice (*Lessons 1-4, Step 2*)

Binoculars (*Lesson 1, Step 4*)

Pictures of animals (slightly more than one per student) (*Lesson 2, Step 4*)

Toy cars; picture of a one-way sign (*Lesson 3, Step 4*)

Paper hearts (*Lesson 4, Step 3*)

Two toy characters (e.g., puppets or dolls) (*Lesson 4, Step 4*)





## SOMEONE IS COMING

**Knock, knock.** When someone knocks on your door, do you try to guess who it is? It would be exciting to have someone special stop by!

Mary had a special visitor. It was an angel! Angels work for God. The angel came to tell her something very exciting. She would have a baby by God's power. The angel said it would be a miracle. A miracle is something that can't happen unless God does it.



Mary was surprised, but she said, "I am God's servant. May it happen the way you said."

Do you know who Mary's baby was going to be?

**Who's there?** After the angel left, Mary hurried to visit her family member named Elizabeth. Elizabeth was going to have a miracle baby too! Even though she was very old, God promised her a baby. God had a special plan for Elizabeth's baby. The baby would be named John. When he grew up, he would work for God as a **prophet**. God would speak to people through him.

When Mary said hello to Elizabeth, baby John jumped for joy inside Elizabeth's tummy. He wasn't born yet, but he knew who the baby in Mary's tummy was. That made baby John want to celebrate.

Elizabeth knew who the baby was too. "You and your baby are blessed," she said. "Blessed" means God has done a good thing for someone.

Mary hadn't told them about her baby yet, but baby John and Elizabeth knew who her baby was. Were they super smart? Maybe, but that's not how they knew. They knew because of God the Holy Spirit. God the Holy Spirit knows everything. He told them who Mary's baby was. They didn't have to guess. They knew that the baby in Mary's tummy was the most special baby ever. That was why they were so happy.

**Jesus.** Elizabeth did not feel like she was good enough to have such a special visitor. "Why should God bless me with a visit from the mother of my Lord? Even my baby jumped for joy when you came. You are blessed for trusting that God would do what He said He would," she said.

God's angel had told Mary that her baby would be Jesus, the Son of God. Mary, Elizabeth, and John were full of joy because Mary's baby was Jesus Christ the Lord. What an important visitor! God Himself had come to visit His people. He had come to save them.

### WORKBOOK TIME (page 6)

Jesus would not be a regular baby. Find and circle five baby items that do not belong in the picture.

### REVIEW AND DISCUSS

Did Mary want to obey God or hide from Him? *Obey.*

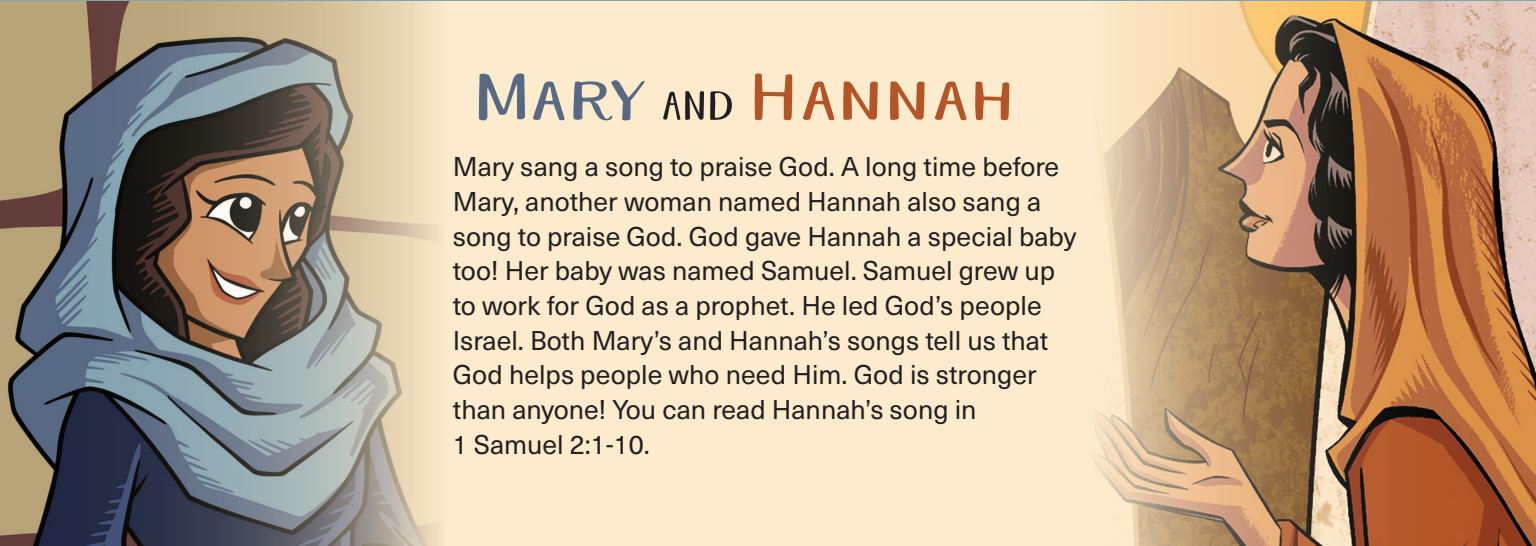
Did Mary believe God would do what He said He would? *Yes.*

#### Prayer Point

Ask the Holy Spirit to fill you with joy in knowing Jesus.

#### Christ Focus

Jesus is still causing joy two thousand years later. We are blessed that He came into the world.

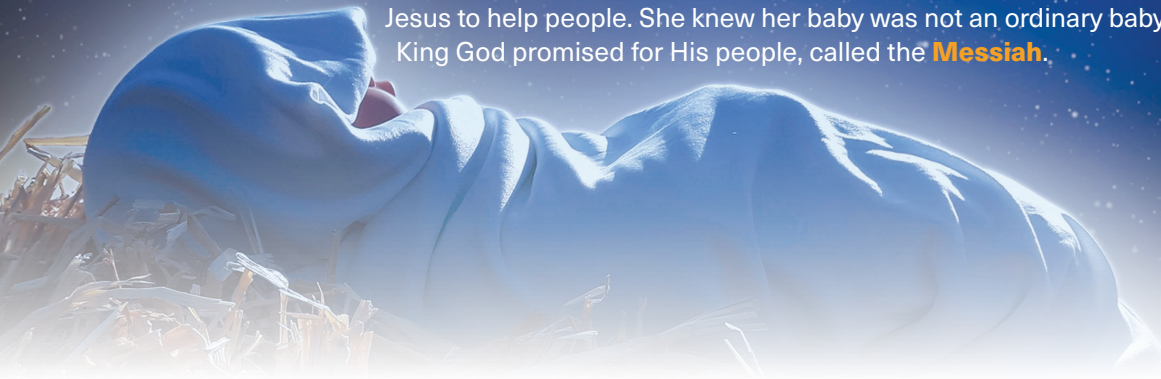


## MARY AND HANNAH

Mary sang a song to praise God. A long time before Mary, another woman named Hannah also sang a song to praise God. God gave Hannah a special baby too! Her baby was named Samuel. Samuel grew up to work for God as a prophet. He led God's people Israel. Both Mary's and Hannah's songs tell us that God helps people who need Him. God is stronger than anyone! You can read Hannah's song in 1 Samuel 2:1-10.

## The Coming Messiah

Mary knew the baby in her tummy was very special. In her song, she praised God for helping His people. She was happy that God was doing great things. She thanked God for sending Jesus to help people. She knew her baby was not an ordinary baby. He is the special King God promised for His people, called the **Messiah**.



## STRENGTH in Weakness

Some people think God needs big churches or famous people to do His work. But Mary's song reminds us that God loves to use people who seem small or unimportant. He doesn't need rich or powerful people to make His plans happen. When God uses someone who is weak, it shows how strong He is!





# ECHOES OF THE PAST

Mary's song is rich in Old Testament ideas. She quoted from verses and ideas in the Bible from the Prophets and the Psalms. She used Scripture that was deep in her heart to praise God.

## ACTIVITY

*Choose one of the following:*

**Celebrate the joy Jesus brings with a jumping party. Play freeze dance, but have students jump in place instead of dancing.**

**Make a paper bag puppet of Mary. Print out copies of an illustration of Baby Jesus that students can glue inside the bag puppet to remember who Mary was pregnant with.**

### WORKBOOK TIME (page 7)

The details about how Jesus was born show us He was not just any baby. Match each close-up detail with where it is in the picture.

### REVIEW AND DISCUSS

How did Elizabeth and baby John know who Mary's baby was? *God the Holy Spirit told them.*  
Who was Mary's baby going to be? *Jesus.*

#### Prayer Point

Thank God for choosing to use weak people to do His will.

#### Christ Focus

Though Jesus came into the world as a baby, He would one day show He is more powerful than the richest and most royal people.



**Scripture Connections:** 1 Sam. 2:1-8; Ps. 105; Luke 1:57-79

Remember Mary's family member Elizabeth? Before Mary heard about her own baby, God sent an angel named Gabriel to talk to Elizabeth's husband, Zechariah. The angel told Zechariah that Elizabeth would have a baby. The angel told him to name his baby John. But Zechariah didn't believe the angel. He thought he and his wife were too old to have a baby. Since Zechariah did not believe, God made him unable to talk until his son was born.

Later, Zechariah chose to believe what the angel said. When people asked for the baby's name, Zechariah wrote "John" on a tablet. Right away, he could talk again! He was so happy that he praised God.

The Holy Spirit helped Zechariah know that John had an important job. John would work for God as a prophet to help people get ready for Jesus, the special King God had promised. Zechariah said that Jesus would save people and forgive their sins (Luke 1:76-79). God is happy when people thank and praise Him. It can be as easy as saying, "Thank You, God!" and telling others what He has done.

**Connecting to the Memory Verse**

Our verse this week is about thanking God for keeping His promises. That is what Zechariah did! God had promised to send the perfect King and Savior. Zechariah thanked God for keeping that promise. He told everyone how good God is.

# ACTIVITY

**Praise God using the words of Isaiah 25:1. Clap once as you say each word for the first half of the verse and jump for joy as you say the second half. For even more praises, try singing the words.**

**WORKBOOK TIME (page 8)**

Help Mary follow the path to Elizabeth's house.

**REVIEW AND DISCUSS**

Who was inside Elizabeth's tummy? *John.*

What did he do when Mary came to visit his mom? *Jumped for joy.*

**Prayer Point**

Remember the promises God has kept, and thank Him for them.

**Christ Focus**

Over a thousand years of prophecies and promises were made about Jesus. Now He was finally coming into the world (see Acts 3:22-26).

**Doctrine:** Focusing on God

**Object Lesson.** Show students the binoculars and ask if any of them have used binoculars before or know what they do. Then allow students to take turns looking through the binoculars at a target object (for example, a poster on the wall) from one spot (for example, a chair by the opposite wall). First, let students look through the binoculars unfocused; then, focus the binoculars to make the target clear and let them look again. Explain that binoculars help us see faraway things as if they were close up, but only if they are focused right. The things we focus on are what we think are most important and what we spend our time and attention on. If we focus on wrong things, our life can feel blurry and confused. But if we focus on God, we are focused on what is most important. When Mary and Zechariah praised God, they were focused on Him. Focusing on God helped them to see clearly and understand what was happening when God sent Jesus to earth.

**You will need:**  
**binoculars**

**Digging Deeper.** Being rich and famous doesn't make people happy. Some famous people even feel sad because of all the attention they get. We weren't made to live for all the attention. We were made to love and praise God! Psalm 113 reminds us to thank God and give our lives to Him.

This week, we learned about the angel's big announcement. Jesus was going to be born! That made Mary and her family so happy that they praised God. A long time before that, Psalm 113 told people to do the same thing. It gives us a few reasons to thank and praise God:

1. We are God's helpers. We were not made to do only what we want.
2. People all over the world praise God, and we should too!
3. God is the King of everything, and He loves us.
4. God doesn't do things the way people expect. He helps those who need Him most. When we praise God, we thank the One who is strong and kind.

**WORKBOOK TIME (page 9)**

Trace the dotted lines to show who Christians should focus on. Then color the picture.

**REVIEW AND DISCUSS**

Why did Jesus visit His people? *To save them.*

Why was everyone happy that Jesus was coming? *Answers will vary; steer conversation toward the idea that Jesus came to save.*

**Prayer Point**

Praise God for caring for you and working in your life.

**Christ Focus**

Just as Psalm 113 talked about, Jesus flipped people's expectations upside down (Matt. 20:16).



 *Memory Verse: Isaiah 25:1*

## REVIEW

This week, we looked at the **great joy** surrounding Jesus' birth. Let's do some review. For each step, begin by summarizing what you learned.



- Did Mary want to obey God or hide from Him? *Obey.*
- Did Mary believe God would do what He said He would? *Yes.*



- Who told Elizabeth who Mary's baby was? Baby John or God the Holy Spirit? *God the Holy Spirit.*
- Who was Mary's baby going to be? *Jesus.*



- Who was inside Elizabeth's tummy? John or Jesus? *John.*
- What did John do when Mary said hello to his mom? *He jumped for joy inside her.*



- Why did Jesus visit His people? Was it to ask them for help or to save them? *To save them.*
- Why was everyone happy that Jesus was coming? *Answers will vary (e.g., because He came to save them).*

## APPLY

This week, we learned that Mary, Zechariah, and Elizabeth praised God. They knew He was keeping promises He made long ago. God always keeps His promises. The Bible says in Isaiah 25:1 that God planned wonderful things a long time ago. When He does good things for us, we should thank Him and praise Him!

Listen to Isaiah 25:1 again. If you trust God, you can call Him your God like in this verse. Tell a friend three good things God has done for you. God planned those good things just for you. Let's thank Him and trust Him every day.

### WORKBOOK TIME (page 10)

Color the picture.

*As students color, encourage them to retell the story in their own words.*

#### Prayer Point

Thank God for three good things that have happened in your life.

#### Christ Focus

Jesus is God's perfect gift to us. God planned to send Jesus to us before the world began (1 Pet. 1:20-21).

Use this *Guide Book* to challenge your preschool and kindergarten students to understand and apply God's truth through questions and activities.

"For God, who said, 'Let **light** shine out of darkness,' has **shone** in our hearts to **give the light** of the knowledge of the glory of God in the face of Jesus Christ"  
(2 Cor. 4:6).

The Lord has illuminated glorious truths to His children through His Word, and they are worth a lifetime of study. **Enough with the fluff! Illuminate Bible Series** introduces students to important theology, engaging both their hearts and their minds. Each day, students are led **to praise God and exalt Jesus as they see the riches of His grace and glory throughout Scripture**. In each year of study, students will explore a variety of stories and passages of the Bible, examine them in their context, connect them to related Scriptures, mine them for doctrinal truth, and apply them to daily living. In volume 5, students will learn how Jesus is the divine Son of God.

The unchanging truth of God's Word illuminates our path (Ps. 119:105). **Illuminate Bible Series** can lead students from preschool through 12th grade into daily, in-depth discovery of God's truth.

ISBN 979-8-89598-031-6

