



JESUS, God's Son

3rd-4th Grade Guide Book
Vol.5 — Classroom Edition

For God, who said, "Let light shine out of darkness," has shone in our hearts
to give the light of the knowledge of the glory of God in the face of Jesus Christ.

2 Corinthians 4:6



This material is part of the "Illuminate Bible Series," copyright © 2025 by LifeStone Ministries. All rights reserved. No portion of this publication may be reproduced in any form or by any means without written permission from LifeStone Ministries, except as permitted by United States copyright law. Edited and published by LifeStone Ministries. Mailing address: P.O. Box 301055, Cleveland, Ohio 44130-0915. Phone: 800-638-9988. www.lifestoneministries.org

Scripture quotations are from the ESV® Bible (The Holy Bible, English Standard Version®), © 2001 by Crossway, a publishing ministry of Good News Publishers. Used by permission. All rights reserved. The ESV text may not be quoted in any publication made available to the public by a Creative Commons license. The ESV may not be translated in whole or in part into any other language.

Contributors: Erin King, Melissa Main, and the LifeStone Ministries staff

ISBN 979-8-89598-036-1

TABLE OF CONTENTS

How to Use	4
Daily Schedule	13
Plan for the Year	29

Semester 1: Son of God

Unit 1: The Coming Messiah	30
Week 1, Lesson 1: Great Joy	31
Week 2, Lesson 2: The Savior's Birth	44
Week 3, Lesson 3: John the Baptist	57
Week 4, Lesson 4: Jesus Is Tempted	70
Unit 2: The Divine Son	83
Week 5, Lesson 1: Born Again	84
Week 6, Lesson 2: Jesus Is Supreme	97
Week 7, Lesson 3: Jesus Is the Christ	110
Week 8, Lesson 4: The Transfiguration	123
Unit 3: Sermon on the Mount	136
Week 9, Lesson 1: The Blessed Life	137
Week 10, Lesson 2: True Faith	150
Week 11, Lesson 3: Heavenly Treasures	163
Unit 4: Lord of All	176
Week 12, Lesson 1: Jesus Calms the Storm	177
Week 13, Lesson 2: Lord over the Enemy	190
Week 14, Lesson 3: Lord of the Sabbath	203
Week 15, Lesson 4: The Resurrection and the Life	216
Week 16, Lesson 5: Lazarus Rises	229

Semester 2: God with Us

Unit 5: Jesus' Teachings	242
Week 17, Lesson 1: The Sower's Seed	243
Week 18, Lesson 2: The Need for Grace	256

Week 19, Lesson 3: The Rich Man and Lazarus	269
Week 20, Lesson 4: The Sheep and the Goats	282
Unit 6: Trusting Jesus	295
Week 21, Lesson 1: I Am the Bread of Life	296
Week 22, Lesson 2: I Am Gentle and Lowly	309
Week 23, Lesson 3: Worshipping Jesus	322
Unit 7: Gospel Power	335
Week 24, Lesson 1: Jesus Is the Center	336
Week 25, Lesson 2: The Gift of the Spirit	349
Week 26, Lesson 3: Jesus' Mission for His Disciples	362
Week 27, Lesson 4: Salvation at Pentecost	375
Unit 8: The Early Church	388
Week 28, Lesson 1: The Body of Christ	389
Week 29, Lesson 2: The Authority of Jesus' Name	402
Week 30, Lesson 3: Ananias and Sapphira	415
Week 31, Lesson 4: Serving Others	428
Week 32, Lesson 5: Christ Leads His Church	441
Seasonal Unit	454
Lesson 1, Christmas: God Remembers His Promise	455
Lesson 2, Resurrection: The True King	466
Lesson 3, Resurrection: The Perfect Priest	477
Lesson 4, Second Coming: New Heavens and New Earth	488
Summary Activities	499
Unit Test Answers	501
Glossary	505

CURRICULUM OVERVIEW



What Is the *Illuminate Bible Series*?

Do you want your students to gain a firm knowledge of Scripture? The Bible exposition veterans at LifeStone Ministries want to help. *Illuminate Bible Series* has a unique approach that will enrich students' studies with intelligent, reliable, and stimulating Bible knowledge. Your students will genuinely enjoy these engaging Bible lessons and fun activities. All that is needed is for you to pick up the *Guide Book* and start teaching—we have worked hard so that you can avoid costly preparation time.

“They received the word with all eagerness, examining the Scriptures daily” (Acts 17:11).


The Most Important Class of the Day!

Science, math, and spelling are necessary and valuable topics of study, but nothing can surpass the value of consistent time devoted to learning God's Word. Numerous studies paint a painful picture of the state of biblical literacy and Christian conduct among “churched” teens and college students. “Good kids” who attend church regularly all their lives for some reason are reaching college with minimal knowledge of Bible basics, having no serious interest in Bible study or prayer, and lacking the spiritual discipline to live in accordance with biblical truth. If Scripture truly is the only source for authoritative truth, then our students need to study it and know it well. No other study or pursuit of knowledge can have the eternal impact that Bible study does. It should never be ignored or treated as a matter of secondary importance.

“It is written, “Man shall not live by bread alone, but by every word that comes from the mouth of God” (Matt. 4:4).

Going Deep

Some scriptural truths seem simple on the surface, and yet the deeper you explore, the more spiritual riches are brought to light. *Illuminate Bible Series* is intended to help children think deeply about God and His Word. The number of Bible learning aids available for kids today is enormous. Yet, on average, children and teens today manifestly know less about the Bible than children and teens a generation ago. The best way to combat this uncomfortable reality is to draw kids into meaningful engagement with Scripture. Our robust, kid-friendly Bible study materials help children wrestle with vital Bible teachings and solid doctrine.



How Does the *Illuminate Bible Series* Work?

Learning Together

Our teaching guide contains colorful graphics and eye-catching designs. This makes it an easy curriculum to be displayed on a screen or read like a storybook to help hold your students' attention.

Every weekly lesson includes five half-hour steps. You may choose to teach one step for each day of the school week or combine steps if you have fewer than five days of Bible class in a week. A Bible passage is provided every day to be read aloud together at the start of each step. The weekly memory verse can also be reviewed together throughout the week as you see fit.

A Typical Day

Here is a simple outline of how each step is designed to work.

- **Bible**—Read the Scripture text for the day.
- **Daily Step**—Remind students of the Step 1 Bible story, then read the *Guide Book* step together. Depending on your students' reading level, you may want to have them read the step themselves.

- **Prayer Point**—Pray together using the *Prayer Point*, which connects with some aspect of the daily step.

Prayer Point

Ask the Holy Spirit to fill you with joy in knowing Jesus.

- **Christ Focus**—Read the *Christ Focus* and encourage thinking about how the Scripture passage and step point to Jesus and the gospel.

Christ Focus

Jesus is still causing joy two thousand years later. We are blessed that He came into the world.

- **Student Workbooks**—Let the students answer the questions and do the activities in their workbooks.
- **Activity**—Pick one day during the week for students to do the weekly activity. These crafts provide an option to mix things up and engage students with the lesson topic in a more hands-on way.

How to Use the *3rd-4th Grade Guide Book*

This *3rd-4th Grade Guide Book* is the teaching manual that can be used to teach children in 3rd through 4th grade. It is a two-semester study that includes 8 units spread over 32 weekly lessons. It also includes a seasonal unit (see page 12).

Each lesson of the *3rd-4th Grade Guide Book* focuses on a prominent **Bible story** to be read with the first step. The next four steps provide **supplemental passages** and different perspectives that encourage a deeper understanding of the main Bible story in light of other Scripture truths.



DISCOVER (Step 1): a thought-provoking treatment of elements within *the featured Bible story*



INVESTIGATE (Step 2): noteworthy information about the featured story's *context and background*



CONNECT (Step 3): significant connections between the featured Bible story and other *related Scriptures and biblical concepts*



FOCUS (Step 4): a kid-friendly discussion of *doctrinal truth* related to the featured Bible story



ILLUMINATE (Step 5): a *review* of the lesson's steps and meaningful ways to *put truth into practice*

3rd-4th Grade Guide Book Extras!

Each lesson is packed not only with Bible-rich content but also additional rewarding insights and helpful learning aids.

- **Focal Point** pages supply extra material related to the weekly passage and include anything from archaeology and world cultures to geography and missions emphases. These topics can be discussed throughout the week as you see fit.
- **Callout boxes** offer unique and valuable ideas to consider that aid in understanding the lesson.
- Important **vocabulary words** in these lessons are highlighted and reviewed at the end of every week. Definitions are in the glossary at the back of this book and the student workbook.
- A weekly **memory verse** is provided to help reinforce the lesson in the students' minds.

Weekly memory verses ensure children hide God's Word in their hearts

Each lesson centers around a story from the Bible

STEP

3

READ: Luke 1:57-66

GREAT JOY

Memory Verse: Isaiah 25:1



Scripture Connections: 1 Sam. 2:1-8; Ps. 105; Luke 1:57-79

What's in a name? Most names have some kind of story behind them. Some people are named after a relative, friend, or celebrity. Other people's names have special meaning. Some parents just like the sound of a name. The prophet John had an especially unique backstory to his name. It was chosen by God. Then it was announced by an angel!

The angel Gabriel had first announced Elizabeth's pregnancy in Luke 1:13. He told Zechariah to name the baby John. But Zechariah thought he and Elizabeth were too old to have a baby. Because of his unbelief, Gabriel made him unable to speak until his son was born.

Picking names. That's where today's story picks up. Zechariah chose to believe what Gabriel said and obey what he said to do. When asked for the baby's name, Zechariah wrote "John" on a writing tablet. Instantly, he could speak again, and he was filled with joy and thankfulness to God.

The first thing Zechariah did when he could speak was praise God. He burst into praise for God's faithfulness (vss. 67-75). He linked what God was doing to what He had promised thousands of years ago (Ps. 105:8). Believers today can follow Zechariah's example by remembering all God has done and thank Him for it. Psalm 105's instructions are clear: praise the Lord. Doing so will help people want to talk to God, ask for His help, and tell others about Him.

Zechariah's praise caused everyone in the room to wonder at what God was going to do with this baby's life. Everyone around knew that Zechariah and Elizabeth were too old to have children. They knew that Zechariah lost his voice when he didn't believe God. Now they heard him speak again! Seeing these miracles amazed all the people nearby. They all wondered what John would grow up to be.

Praising the name of God. Through the Holy Spirit, Zechariah knew that John would fill a special role. John would be a prophet to get the people ready for the Messiah, the promised King for whom they had been waiting. Zechariah went on to tell them how the Messiah would save them. He would forgive them and deliver them from their sins (Luke 1:76-79). Let us learn from Zechariah. When God helps us understand His wonderful truths in the Bible, our job is to believe, praise, and thank Him.

God is glorified when His people thank and praise Him. That is as easy as saying "Thank You" and telling others what He has done. Just like Hannah and Mary, we shouldn't take credit for the good things in our lives. We should give God credit and thanks for what He has done.

In Luke 3, John had a crowd following him from early on. And no wonder! Look at all the signs and miracles surrounding his birth! People were naturally curious about what John would do. It turned out that John wasn't the one who came to bring salvation—Jesus was! The purpose of John's ministry was to point people to Jesus.

Summarize

Use an activity from pages 499-500 to summarize the lesson together.

Prayer Point

Remember the promises God has kept, and thank Him for them.

Christ Focus

Over a thousand years of prophecies and promises were made about Jesus. Now He was finally coming into the world (see Acts 3:22-26).

38

WEEK 1 :: UNIT 1 :: LESSON

Callout boxes highlight interesting facts and connections

Vocabulary words are highlighted

Fun activity suggestions in the back of the book help students remember and summarize what they just learned

A Prayer Point and Christ Focus keep God and the gospel at the center

Student Workbook

The *3rd-4th Grade Student Workbook* makes it possible to measure your students' learning progress. These creative and colorful resources contain **daily review questions**. You will find the 3rd-4th grade workbook questions, with answers, in the pages adjacent to each step in this book.

Unit tests that correspond to the *3rd-4th Grade Student Workbook* can be accessed digitally by scanning the QR code below. Contact your administrator for the password. The test answers are provided in this book.

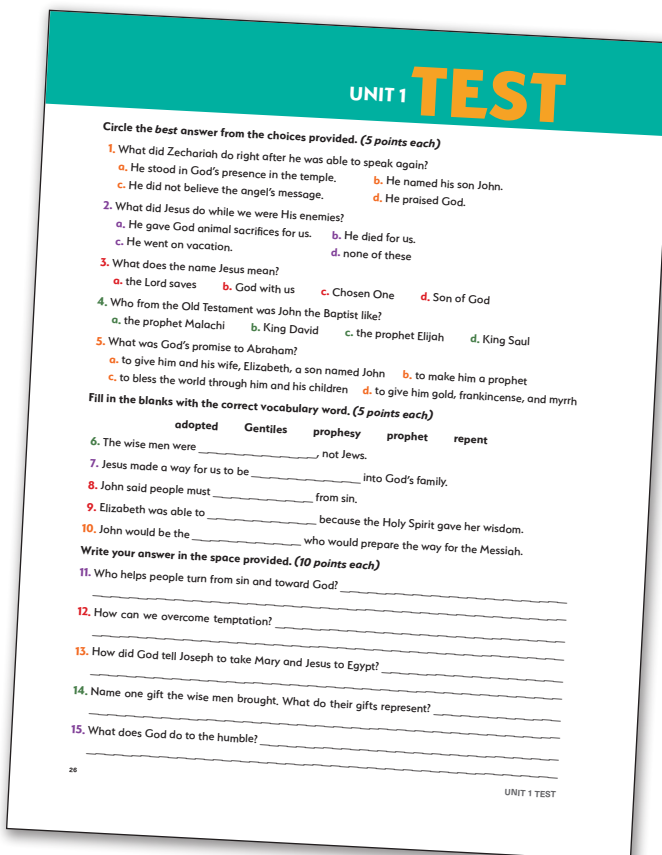


Flexibility!

Because this curriculum has been designed with various classroom models in mind, flexibility is built in. If there is a need to reduce this to a four- or even three-day course, steps of your choose can be combined or skipped. The **tests are coded** so that any questions about material students have not studied can be excluded from their grade. (Each test is worth a total of 100 points; simply deduct from this original number any points related to the skipped material to establish a new starting total.)

The **ILLUMINATE** step (Step 5) in the *3rd-4th Grade Guide Book* provides review questions for each daily step as well as a get-up-and-go **application activity** to wrap up the week of study. You may find it best for your students to finish each day by quizzing them with these review questions, giving you more flexibility for the last day of your school week.

As you can see, your students can develop a deeper understanding of Scripture on a schedule you choose, and the curriculum can be adapted to fit your plans.



The Logic of the Scope & Sequence

There are a couple of common pitfalls regarding God's Word that we wanted to avoid in creating our overall plan for the *Illuminate Bible Series*:

Pitfall #1: seeing the Bible as merely a collection of heroic stories, miracles, and principles

Pitfall #2: treating the Bible primarily as a history book by using a strictly chronological approach

We believe the best way to teach the Bible to children is through a careful presentation of its central message—the story of God's grace and glory, which is ultimately expressed in Jesus Christ—through deep engagement with individual Scripture passages.

Realities to Remember

- God is at the center of the Bible. He superintended and empowered the exciting lives of the people in the Bible.
- Each book of the Bible is tied to the great central theme of God's grace and glory, even though we seek to understand each book in its historical context.
- Seeing Jesus is essential. Instead of wading through several years of chronological studies to finally get to Jesus, He is featured prominently in every year of study.

What Is the Plan?

Every year of the curriculum highlights an important attribute of God, using the stories of Scripture to place Him at the center of all things while continually highlighting the work and Person of Jesus.

1. **God Our Savior**—an exploration of God's work of salvation
2. **Our Faithful God**—a focus on God as One who keeps His promises
3. **Our God of Mercy and Grace**—a study of the wonderful mercy and grace God shows His people
4. **Prophets, Priests, and Kings**—a discussion of how the Old Testament points to Jesus
5. **Jesus, God's Son**—a survey of how Jesus is fully God
6. **God Will Triumph**—a review of how God prevails for all eternity

But I Want a Chronological Study!



Every year is designed to thoroughly explore passages from all major sections of the Bible. **God Our Savior**, for example, shows how God has redeemed His people. God's work of salvation is traced from Genesis to Revelation as students see how He is carrying out His plan for creation. Notice that the individual units progress chronologically while connecting to the grand story of Scripture:

1. CREATION (Garden of Eden)
2. FALL (Adam and Eve, Sodom and Gomorrah, Tower of Babel, Noah)
3. REDEMPTION (God's deliverance of the Israelites and Jesus' life, death, and resurrection)
4. RESTORATION (God's final victory and believers' glorious future)

Though each year is not fully chronological, many of the units are structured chronologically. So, far from ignoring the chronology of Scripture, we believe it is helpful for students to see the central themes of Scripture as collections of stories that are to be explored. This approach will equip students to understand not just the academic content and historical facts of the Bible, but also how to interpret and apply every passage of Scripture for themselves.

Volumes through the Years



Use this page to identify which books you will need for each year of study based on grade level.



Preschool-Kindergarten

Preschool-Kindergarten Guide Book (one per teacher)



Preschool-Kindergarten Student Workbook (one per student)



1st Grade

1st-2nd Grade Guide Book (one per teacher)



1st-2nd Grade Student Workbook (one per student)



2nd Grade

1st-2nd Grade Guide Book (one per teacher)



1st-2nd Grade Student Workbook (one per student)



3rd Grade

3rd-4th Grade Guide Book (one per teacher)



3rd-4th Grade Student Workbook (one per student)



4th Grade

3rd-4th Grade Guide Book (one per teacher)



3rd-4th Grade Student Workbook (one per student)



5th Grade

5th-6th Grade Guide Book (one per teacher)

5th-6th Grade Student Workbook (one per student)




6th Grade

5th-6th Grade Guide Book (one per teacher)


5th-6th Grade Student Workbook (one per student)

Volumes through the Years


Illuminate was created with flexibility in mind, so every volume of the preK-6th grade curriculum can be used in any order for any grade in that range. This means you have the freedom either to have all your students in preK-6th study the same volume at the same time or to assign each volume to a particular grade level. The curriculum is non-cumulative, so it may be studied in any order. The following is only a suggestion for the order in which the volumes may be studied (preK-6th on the left, 7th-12th on the right).




God Our Savior




Our Faithful God




Our God of Mercy and Grace




Prophets, Priests, and Kings




Jesus, God's Son




God Will Triumph




God's Glory: The Reason for Everything




The Glory of Christ: The Center of History




Faith: The Response to God's Glory



God's Glory as He Builds His Kingdom



Living for God's Glory



The Triumph of God's Glory

Seasonal Unit Overview

What Is the Seasonal Unit?

Illuminate's scope and sequence is designed to explore themes in Scripture that point to God's character. Because academic calendars vary from year to year, important religious holidays are not built into the regular sequence of lessons. Rather, we have included a supplemental unit in the back of this book and your students' workbooks to observe religious holidays and key events. This seasonal unit contains four weeks of content to be used at your discretion throughout the school year.

How to Use

Every lesson in the seasonal unit functions like an ordinary lesson of *Illuminate*. When you choose to do a lesson from this unit, read the daily Scripture from the appropriate step first, then read the step's article. Students should complete any questions or activities given in their workbooks. The seasonal unit does not have a test.

Seasonal lessons are designed to be completed a week or two at a time, not all at once. When you are ready to use a lesson from the seasonal unit, pause your regular study until the lesson is completed. Resume your regular study the following week.

Seasonal Unit Content

Christmas | 1 lesson

We suggest using this lesson the last week of school before Christmas. Pause your regular study for a week to explore and appreciate the story of Jesus' advent. The lessons and activities will help your students focus their minds and hearts on Jesus during this season.

Resurrection | 2 lessons

We suggest using these lessons during the two weeks preceding Easter. These lessons focus on the crucifixion and Jesus' sacrifice as well as the joy of the resurrection and new life in Christ.

Second Coming of Christ | 1 lesson

This lesson can go anywhere in the year, but we suggest placing it sometime after Easter. It may also be paired with the Christmas lesson to talk about Christ's first and second comings back-to-back. Use this lesson to remind your students that Jesus will return to rule and reign forever.

First Semester Suggested Daily Schedule

Week	Day	Assignment	Due Date	✓
Week 1	Day 1	Unit 1, LS 1 – Great Joy • Read Luke 1:39-45 and pages 31, 33 (Guide Book [GB]) 1-2 Grade • story and questions page 5 (1st–2nd Grade Workbook [WB1]) 3-4 Grade • worksheet page 6 (3rd–4th Grade Workbook [WB3]) 5-6 Grade • worksheet page 6 (5th–6th Grade Workbook [WB5])		
	Day 2	Read Luke 1:46-56 and pages 34-35 (GB) 1-2 Grade • read page 5, worksheet page 6 (WB1) • activity page 37 (GB) 3-4 Grade • worksheet page 7 (WB3) • activity page 37 (GB) 5-6 Grade • worksheet page 7 (WB5) • activity page 37 (GB)		
	Day 3	Read Luke 1:57-66 and page 38 (GB) 1-2 Grade • read page 5, worksheet page 7 (WB1) 3-4 Grade • worksheet page 8 (WB3) 5-6 Grade • worksheet page 8 (WB5)		
	Day 4	Read Ps. 113:1-9 and page 40 (GB) 1-2 Grade • read page 5, worksheet page 8 (WB1) 3-4 Grade • worksheet page 9 (WB3) 5-6 Grade • worksheet page 9 (WB5)		
	Day 5	Read Isa. 25:1 and page 42 (GB) 1-2 Grade • read page 5, coloring page 9, lesson recap page 10 (WB1) 3-4 Grade • activity page 10 (WB3) 5-6 Grade • activity page 10 (WB5)		
Week 2	Day 6	Unit 1, LS 2 – The Savior's Birth • Read Matt. 1:18-25 and page 44 (GB) 1-2 Grade • story and questions page 11 (WB1) 3-4 Grade • worksheet page 11 (WB3) 5-6 Grade • worksheet page 11 (WB5)		
	Day 7	Read Matt. 2:1-12 and pages 46-47 (GB) 1-2 Grade • read page 11, worksheet page 12 (WB1) • activity page 49 (GB) 3-4 Grade • worksheet page 12 (WB3) • activity page 49 (GB) 5-6 Grade • worksheet page 12 (WB5) • activity page 49 (GB)		
	Day 8	Read Matt. 2:13-23 and page 50 (GB) 1-2 Grade • read page 11, worksheet page 13 (WB1) 3-4 Grade • worksheet page 13 (WB3) 5-6 Grade • worksheet page 13 (WB5)		
	Day 9	Read Gal. 4:4-7 and page 52 (GB) 1-2 Grade • read page 11, worksheet page 14 (WB1) 3-4 Grade • worksheet page 14 (WB3) 5-6 Grade • worksheet page 14 (WB5)		
	Day 10	Read Mic. 5:2 and pages 54, 56 (GB) 1-2 Grade • read page 11, coloring page 15, lesson recap page 16 (WB1) 3-4 Grade • activity page 15 (WB3) 5-6 Grade • activity page 15 (WB5)		

Week	Day	Assignment	Due Date	✓
Week 3	Day 11	Unit 1, LS 3 – John the Baptist • Read Matt. 3:1-12 and pages 57, 59 (GB) 1-2 Grade • story and questions page 17 (WB1) 3-4 Grade • worksheet page 16 (WB3) 5-6 Grade • worksheet page 16 (WB5)		
	Day 12	Read Luke 1:5-17 and pages 60-61 (GB) 1-2 Grade • read page 17, worksheet page 18 (WB1) • activity page 63 (GB) 3-4 Grade • worksheet page 17 (WB3) • activity page 63 (GB) 5-6 Grade • worksheet page 17 (WB5) • activity page 63 (GB)		
	Day 13	Read Luke 1:67-79 and page 64 (GB) 1-2 Grade • read page 17, worksheet page 19 (WB1) 3-4 Grade • worksheet page 18 (WB3) 5-6 Grade • worksheet page 18 (WB5)		
	Day 14	Read Acts 20:17-21 and page 66 (GB) 1-2 Grade • read page 17, worksheet page 20 (WB1) 3-4 Grade • worksheet page 19 (WB3) 5-6 Grade • worksheet page 19 (WB5)		
	Day 15	Read Ps. 32:3-5 and page 68 (GB) 1-2 Grade • read page 17, coloring page 21, lesson recap page 22 (WB1) 3-4 Grade • activity page 20 (WB3) 5-6 Grade • activity page 20 (WB5)		
Week 4	Day 16	Unit 1, LS 4 – Jesus Is Tempted • Read Matt. 4:1-11 and page 70 (GB) 1-2 Grade • story and questions page 23 (WB1) 3-4 Grade • worksheet page 21 (WB3) 5-6 Grade • worksheet page 21 (WB5)		
	Day 17	Read Rom. 5:12-21 and pages 72-73 (GB) 1-2 Grade • read page 23, worksheet page 24 (WB1) • activity page 75 (GB) 3-4 Grade • worksheet page 22 (WB3) • activity page 75 (GB) 5-6 Grade • worksheet page 22 (WB5) • activity page 75 (GB)		
	Day 18	Read Heb. 3:1-6 and page 76 (GB) 1-2 Grade • read page 23, worksheet page 25 (WB1) 3-4 Grade • worksheet page 23 (WB3) 5-6 Grade • worksheet page 23 (WB5)		
	Day 19	Read Rom. 5:6-8 and page 78 (GB) 1-2 Grade • read page 23, worksheet page 26 (WB1) 3-4 Grade • worksheet page 24 (WB3) 5-6 Grade • worksheet page 24 (WB5)		
	Day 20	Read 1 Cor. 10:11-13 and pages 80, 82 (GB) 1-2 Grade • read page 23, coloring page 27, lesson recap page 28 (WB1) 3-4 Grade • activity page 25 (WB3) 5-6 Grade • activity page 25 (WB5)		

Week	Day	Assignment	Due Date	✓
Week 5	Day 21	Unit 2, LS 1 – Born Again • Read John 3:1-15 and page 84 (GB) 1-2 Grade • story and questions page 29 (WB1) 3-4 Grade • worksheet page 27 (WB3) 5-6 Grade • worksheet page 27 (WB5)		
	Day 22	Read John 14:1-7 and pages 86-87 (GB) 1-2 Grade • read page 29, worksheet page 30 (WB1) • activity page 89 (GB) 3-4 Grade • worksheet page 28 (WB3) • activity page 89 (GB) 5-6 Grade • worksheet page 28 (WB5) • activity page 89 (GB)		
	Day 23	Read 1 John 4:19—5:5 and page 90 (GB) 1-2 Grade • read page 29, worksheet page 31 (WB1) 3-4 Grade • worksheet page 29 (WB3) 5-6 Grade • worksheet page 29 (WB5)		
	Day 24	Read John 3:16-21 and page 92 (GB) 1-2 Grade • read page 29, worksheet page 32 (WB1) 3-4 Grade • worksheet page 30 (WB3) 5-6 Grade • worksheet page 30 (WB5)		
	Day 25	Read Rom. 5:9-11 and pages 94, 96 (GB) 1-2 Grade • read page 29, coloring page 33, lesson recap page 34 (WB1) 3-4 Grade • activity page 31 (WB3) 5-6 Grade • activity page 31 (WB5)		
Week 6	Day 26	Unit 2, LS 2 – Jesus Is Supreme • Read John 10:22-39 and pages 97, 99 (GB) 1-2 Grade • story and questions page 35 (WB1) 3-4 Grade • worksheet page 32 (WB3) 5-6 Grade • worksheet page 32 (WB5)		
	Day 27	Read Isa. 44:6-8 and pages 100-101 (GB) 1-2 Grade • read page 35, worksheet page 36 (WB1) • activity page 103 (GB) 3-4 Grade • worksheet page 33 (WB3) • activity page 103 (GB) 5-6 Grade • worksheet page 33 (WB5) • activity page 103 (GB)		
	Day 28	Read Col. 1:15-20 and page 104 (GB) 1-2 Grade • read page 35, worksheet page 37 (WB1) 3-4 Grade • worksheet page 34 (WB3) 5-6 Grade • worksheet page 34 (WB5)		
	Day 29	Read Dan. 7:13-14 and page 106 (GB) 1-2 Grade • read page 35, worksheet page 38 (WB1) 3-4 Grade • worksheet page 35 (WB3) 5-6 Grade • worksheet page 35 (WB5)		
	Day 30	Read Eph. 3:8-12 and page 108 (GB) 1-2 Grade • read page 35, coloring page 39, lesson recap page 40 (WB1) 3-4 Grade • activity page 36 (WB3) 5-6 Grade • activity page 36 (WB5)		

Week	Day	Assignment	Due Date	✓
Week 7	Day 31	Unit 2, LS 3 – Jesus Is the Christ • Read Matt. 16:13-20 and page 110 (GB) 1-2 Grade • story and questions page 41 (WB1) 3-4 Grade • worksheet page 37 (WB3) 5-6 Grade • worksheet page 37 (WB5)		
	Day 32	Read Matt. 16:21-28 and pages 112-113 (GB) 1-2 Grade • read page 41, worksheet page 42 (WB1) • activity page 115 (GB) 3-4 Grade • worksheet page 38 (WB3) • activity page 115 (GB) 5-6 Grade • worksheet page 38 (WB5) • activity page 115 (GB)		
	Day 33	Read Rom. 6:5-8 and page 116 (GB) 1-2 Grade • read page 41, worksheet page 43 (WB1) 3-4 Grade • worksheet page 39 (WB3) 5-6 Grade • worksheet page 39 (WB5)		
	Day 34	Read 1 John 3:1-3 and page 118 (GB) 1-2 Grade • read page 41, worksheet page 44 (WB1) 3-4 Grade • worksheet page 40 (WB3) 5-6 Grade • worksheet page 40 (WB5)		
	Day 35	Read 1 Pet. 4:1-2 and pages 120, 122 (GB) 1-2 Grade • read page 41, coloring page 45, lesson recap page 46 (WB1) 3-4 Grade • activity page 41 (WB3) 5-6 Grade • activity page 41 (WB5)		
Week 8	Day 36	Unit 2, LS 4 – The Transfiguration • Read Mark 9:2-8 and pages 123, 125 (GB) 1-2 Grade • story and questions page 47 (WB1) 3-4 Grade • worksheet page 42 (WB3) 5-6 Grade • worksheet page 42 (WB5)		
	Day 37	Read John 12:23-29 and pages 126-127 (GB) 1-2 Grade • read page 47, worksheet page 48 (WB1) • activity page 129 (GB) 3-4 Grade • worksheet page 43 (WB3) • activity page 129 (GB) 5-6 Grade • worksheet page 43 (WB5) • activity page 129 (GB)		
	Day 38	Read John 17:1-5 and page 130 (GB) 1-2 Grade • read page 47, worksheet page 49 (WB1) 3-4 Grade • worksheet page 44 (WB3) 5-6 Grade • worksheet page 44 (WB5)		
	Day 39	Read John 12:30-38 and page 132 (GB) 1-2 Grade • read page 47, worksheet page 50 (WB1) 3-4 Grade • worksheet page 45 (WB3) 5-6 Grade • worksheet page 45 (WB5)		
	Day 40	Read Phil. 2:9-11 and page 134 (GB) 1-2 Grade • read page 47, coloring page 51, lesson recap page 52 (WB1) 3-4 Grade • activity page 46 (WB3) 5-6 Grade • activity page 46 (WB5)		

Week	Day	Assignment	Due Date	✓
Week 9	Day 41	Unit 3, LS 1 – The Blessed Life • Read Matt. 5:1-12 and pages 137, 139 (GB) 1-2 Grade • story and questions page 53 (WB1) 3-4 Grade • worksheet page 48 (WB3) 5-6 Grade • worksheet page 48 (WB5)		
	Day 42	Read Luke 6:20-26 and pages 140-141 (GB) 1-2 Grade • read page 53, worksheet page 54 (WB1) • activity page 143 (GB) 3-4 Grade • worksheet page 49 (WB3) • activity page 143 (GB) 5-6 Grade • worksheet page 49 (WB5) • activity page 143 (GB)		
	Day 43	Read Ps. 32:1-2 and page 144 (GB) 1-2 Grade • read page 53, worksheet page 55 (WB1) 3-4 Grade • worksheet page 50 (WB3) 5-6 Grade • worksheet page 50 (WB5)		
	Day 44	Read Ps. 65:1-4 and page 146 (GB) 1-2 Grade • read page 53, worksheet page 56 (WB1) 3-4 Grade • worksheet page 51 (WB3) 5-6 Grade • worksheet page 51 (WB5)		
	Day 45	Read Ps. 40:4 and page 148 (GB) 1-2 Grade • read page 53, coloring page 57, lesson recap page 58 (WB1) 3-4 Grade • activity page 52 (WB3) 5-6 Grade • activity page 52 (WB5)		
Week 10	Day 46	Unit 3, LS 2 - True Faith • Read Matt. 6:1-15 and page 150 (GB) 1-2 Grade • story and questions page 59 (WB1) 3-4 Grade • worksheet page 53 (WB3) 5-6 Grade • worksheet page 53 (WB5)		
	Day 47	Read Matt. 5:41-47 and pages 152-153 (GB) 1-2 Grade • read page 59, worksheet page 60 (WB1) • activity page 155 (GB) 3-4 Grade • worksheet page 54 (WB3) • activity page 155 (GB) 5-6 Grade • worksheet page 54 (WB5) • activity page 155 (GB)		
	Day 48	Read Matt. 23:1-7 and page 156 (GB) 1-2 Grade • read page 59, worksheet page 61 (WB1) 3-4 Grade • worksheet page 55 (WB3) 5-6 Grade • worksheet page 55 (WB5)		
	Day 49	Read Ps. 91:1-13 and page 158 (GB) 1-2 Grade • read page 59, worksheet page 62 (WB1) 3-4 Grade • worksheet page 56 (WB3) 5-6 Grade • worksheet page 56 (WB5)		
	Day 50	Read Ps. 91:14-16 and pages 160, 162 (GB) 1-2 Grade • read page 59, coloring page 63, lesson recap page 64 (WB1) 3-4 Grade • activity page 57 (WB3) 5-6 Grade • activity page 57 (WB5)		

Week	Day	Assignment	Due Date	✓
Week 11	Day 51	Unit 3, LS 3 - Heavenly Treasures • Read Matt. 6:19-24 and pages 163, 165 (GB) 1-2 Grade • story and questions page 65 (WB1) 3-4 Grade • worksheet page 58 (WB3) 5-6 Grade • worksheet page 58 (WB5)		
	Day 52	Read Matt. 7:13-14 and pages 166-167 (GB) 1-2 Grade • read page 65, worksheet page 66 (WB1) • activity page 169 (GB) 3-4 Grade • worksheet page 59 (WB3) • activity page 169 (GB) 5-6 Grade • worksheet page 59 (WB5) • activity page 169 (GB)		
	Day 53	Read Jas. 4:1-6 and page 170 (GB) 1-2 Grade • read page 65, worksheet page 67 (WB1) 3-4 Grade • worksheet page 60 (WB3) 5-6 Grade • worksheet page 60 (WB5)		
	Day 54	Read Phil. 4:8-9 and page 172 (GB) 1-2 Grade • read page 65, worksheet page 68 (WB1) 3-4 Grade • worksheet page 61 (WB3) 5-6 Grade • worksheet page 61 (WB5)		
	Day 55	Read Rom. 12:1-2 and page 174 (GB) 1-2 Grade • read page 65, coloring page 69, lesson recap page 70 (WB1) 3-4 Grade • activity page 62 (WB3) 5-6 Grade • activity page 62 (WB5)		
Week 12	Day 56	Unit 4, LS 1 – Jesus Calms the Storm • Read Mark 4:35-41 and pages 177, 179 (GB) 1-2 Grade • story and questions page 71 (WB1) 3-4 Grade • worksheet page 64 (WB3) 5-6 Grade • worksheet page 64 (WB5)		
	Day 57	Read Ps. 95 and pages 180-181 (GB) 1-2 Grade • read page 71, worksheet page 72 (WB1) • activity page 183 (GB) 3-4 Grade • worksheet page 65 (WB3) • activity page 183 (GB) 5-6 Grade • worksheet page 65 (WB5) • activity page 183 (GB)		
	Day 58	Read Ps. 89:5-9 and page 184 (GB) 1-2 Grade • read page 71, worksheet page 73 (WB1) 3-4 Grade • worksheet page 66 (WB3) 5-6 Grade • worksheet page 66 (WB5)		
	Day 59	Read Ps. 115:3 and page 186 (GB) 1-2 Grade • read page 71, worksheet page 74 (WB1) 3-4 Grade • worksheet page 67 (WB3) 5-6 Grade • worksheet page 67 (WB5)		
	Day 60	Read Ps. 115:9-11 and page 188 (GB) 1-2 Grade • read page 71, coloring page 75, lesson recap page 76 (WB1) 3-4 Grade • activity page 68 (WB3) 5-6 Grade • activity page 68 (WB5)		

Week	Day	Assignment	Due Date	✓
Week 13	Day 61	Unit 4, LS 2 – Lord over the Enemy • Read Mark 5:1-20 and page 190 (GB) 1-2 Grade • story and questions page 77 (WB1) 3-4 Grade • worksheet page 69 (WB3) 5-6 Grade • worksheet page 69 (WB5)		
	Day 62	Read Luke 9:37-45 and pages 192-193 (GB) 1-2 Grade • read page 77, worksheet page 78 (WB1) • activity page 195 (GB) 3-4 Grade • worksheet page 70 (WB3) • activity page 195 (GB) 5-6 Grade • worksheet page 70 (WB5) • activity page 195 (GB)		
	Day 63	Read Luke 10:17-20 and page 196 (GB) 1-2 Grade • read page 77, worksheet page 79 (WB1) 3-4 Grade • worksheet page 71 (WB3) 5-6 Grade • worksheet page 71 (WB5)		
	Day 64	Read 1 John 5:18-20 and page 198 (GB) 1-2 Grade • read page 77, worksheet page 80 (WB1) 3-4 Grade • worksheet page 72 (WB3) 5-6 Grade • worksheet page 72 (WB5)		
	Day 65	Read 1 John 4:4 and pages 200, 202 (GB) 1-2 Grade • read page 77, coloring page 81, lesson recap page 82 (WB1) 3-4 Grade • activity page 73 (WB3) 5-6 Grade • activity page 73 (WB5)		
Week 14	Day 66	Unit 4, LS 3 - Lord of the Sabbath • Read Matt. 12:1-14 and pages 203, 205 (GB) 1-2 Grade • story and questions page 83 (WB1) 3-4 Grade • worksheet page 74 (WB3) 5-6 Grade • worksheet page 74 (WB5)		
	Day 67	Read Matt. 12:15-21 and pages 206-207 (GB) 1-2 Grade • read page 83, worksheet page 84 (WB1) • activity page 209 (GB) 3-4 Grade • worksheet page 75 (WB3) • activity page 209 (GB) 5-6 Grade • worksheet page 75 (WB5) • activity page 209 (GB)		
	Day 68	Read Luke 13:10-17 and page 210 (GB) 1-2 Grade • read page 83, worksheet page 85 (WB1) 3-4 Grade • worksheet page 76 (WB3) 5-6 Grade • worksheet page 76 (WB5)		
	Day 69	Read Gal. 2:11-21 and page 212 (GB) 1-2 Grade • read page 83, worksheet page 86 (WB1) 3-4 Grade • worksheet page 77 (WB3) 5-6 Grade • worksheet page 77 (WB5)		
	Day 70	Read Col. 2:16-19 and page 214 (GB) 1-2 Grade • read page 83, coloring page 87, lesson recap page 88 (WB1) 3-4 Grade • activity page 78 (WB3) 5-6 Grade • activity page 78 (WB5)		

Week	Day	Assignment	Due Date	✓
Week 15	Day 71	Unit 4, LS 4 – The Resurrection and the Life • Read John 11:17-27 and page 216 (GB) 1-2 Grade • story and questions page 89 (WB1) 3-4 Grade • worksheet page 79 (WB3) 5-6 Grade • worksheet page 79 (WB5)		
	Day 72	Read John 11:28-37 and pages 218-219 (GB) 1-2 Grade • read page 89, worksheet page 90 (WB1) • activity page 221 (GB) 3-4 Grade • worksheet page 80 (WB3) • activity page 221 (GB) 5-6 Grade • worksheet page 80 (WB5) • activity page 221 (GB)		
	Day 73	Read Isa. 63:7-9 and page 222 (GB) 1-2 Grade • read page 89, worksheet page 91 (WB1) 3-4 Grade • worksheet page 81 (WB3) 5-6 Grade • worksheet page 81 (WB5)		
	Day 74	Read Phil. 2:19-24 and page 224 (GB) 1-2 Grade • read page 89, worksheet page 92 (WB1) 3-4 Grade • worksheet page 82 (WB3) 5-6 Grade • worksheet page 82 (WB5)		
	Day 75	Read Ps. 25:6-7 and pages 226, 228 (GB) 1-2 Grade • read page 89, coloring page 93, lesson recap page 94 (WB1) 3-4 Grade • activity page 83 (WB3) 5-6 Grade • activity page 83 (WB5)		
Week 16	Day 76	Unit 4, LS 5 – Lazarus Rises • Read John 11:38-44 and pages 229, 231 (GB) 1-2 Grade • story and questions page 95 (WB1) 3-4 Grade • worksheet page 84 (WB3) 5-6 Grade • worksheet page 84 (WB5)		
	Day 77	Read John 11:45-53 and pages 232-233 (GB) 1-2 Grade • read page 95, worksheet page 96 (WB1) • activity page 235 (GB) 3-4 Grade • worksheet page 85 (WB3) • activity page 235 (GB) 5-6 Grade • worksheet page 85 (WB5) • activity page 235 (GB)		
	Day 78	Read 1 Cor. 15:20-28 and page 236 (GB) 1-2 Grade • read page 95, worksheet page 97 (WB1) 3-4 Grade • worksheet page 86 (WB3) 5-6 Grade • worksheet page 86 (WB5)		
	Day 79	Read 1 Cor. 15:35-49 and page 238 (GB) 1-2 Grade • read page 95, worksheet page 98 (WB1) 3-4 Grade • worksheet page 87 (WB3) 5-6 Grade • worksheet page 87 (WB5)		
	Day 80	Read Rom. 8:28-30 and page 240 (GB) 1-2 Grade • read page 95, coloring page 99, lesson recap page 100 (WB1) 3-4 Grade • activity page 88 (WB3) 5-6 Grade • activity page 88 (WB5)		

Second Semester Suggested Daily Schedule

Week	Day	Assignment	Due Date	✓
Week 17	Day 81	Unit 5, LS 1 – The Sower’s Seed • Read Luke 8:4-15 and pages 243, 245 (GB) 1-2 Grade • story and questions page 101 (WB1) 3-4 Grade • worksheet page 90 (WB3) 5-6 Grade • worksheet page 90 (WB5)		
	Day 82	Read Matt. 7:15-23 and pages 246-247 (GB) 1-2 Grade • read page 101, worksheet page 102 (WB1) • activity page 249 (GB) 3-4 Grade • worksheet page 91 (WB3) • activity page 249 (GB) 5-6 Grade • worksheet page 91 (WB5) • activity page 249 (GB)		
	Day 83	Read 1 Tim. 3:14-16 and page 250 (GB) 1-2 Grade • read page 101, worksheet page 103 (WB1) 3-4 Grade • worksheet page 92 (WB3) 5-6 Grade • worksheet page 92 (WB5)		
	Day 84	Read 1 Cor. 3:10-11 and page 252 (GB) 1-2 Grade • read page 101, worksheet page 104 (WB1) 3-4 Grade • worksheet page 93 (WB3) 5-6 Grade • worksheet page 93 (WB5)		
	Day 85	Read Matt. 7:7-11 and page 254 (GB) 1-2 Grade • read page 101, coloring page 105, lesson recap page 106 (WB1) 3-4 Grade • activity page 94 (WB3) 5-6 Grade • activity page 94 (WB5)		
Week 18	Day 86	Unit 5, LS 2 – The Need for Grace • Read Mark 10:17-22 and page 256 (GB) 1-2 Grade • story and questions page 107 (WB1) 3-4 Grade • worksheet page 95 (WB3) 5-6 Grade • worksheet page 95 (WB5)		
	Day 87	Read Mark 10:28-31 and pages 258-259 (GB) 1-2 Grade • read page 107, worksheet page 108 (WB1) • activity page 261 (GB) 3-4 Grade • worksheet page 96 (WB3) • activity page 261 (GB) 5-6 Grade • worksheet page 96 (WB5) • activity page 261 (GB)		
	Day 88	Read Matt. 5:17-20 and page 262 (GB) 1-2 Grade • read page 107, worksheet page 109 (WB1) 3-4 Grade • worksheet page 97 (WB3) 5-6 Grade • worksheet page 97 (WB5)		
	Day 89	Read Mark 10:23-27 and page 264 (GB) 1-2 Grade • read page 107, worksheet page 110 (WB1) 3-4 Grade • worksheet page 98 (WB3) 5-6 Grade • worksheet page 98 (WB5)		
	Day 90	Read Rom. 13:8-10 and pages 266, 268 (GB) 1-2 Grade • read page 107, coloring page 111, lesson recap page 112 (WB1) 3-4 Grade • activity page 99 (WB3) 5-6 Grade • activity page 99 (WB5)		

Week	Day	Assignment	Due Date	✓
Week 19	Day 91	Unit 5, LS 3 – The Rich Man and Lazarus • Read Luke 16:19-31 and pages 269, 271 (GB) 1-2 Grade • story and questions page 113 (WB1) 3-4 Grade • worksheet page 100 (WB3) 5-6 Grade • worksheet page 100 (WB5)		
	Day 92	Read Luke 12:13-21 and pages 272-273 (GB) 1-2 Grade • read page 113, worksheet page 114 (WB1) • activity page 275 (GB) 3-4 Grade • worksheet page 101 (WB3) • activity page 275 (GB) 5-6 Grade • worksheet page 101 (WB5) • activity page 275 (GB)		
	Day 93	Read Amos 6:1, 3-7 and page 276 (GB) 1-2 Grade • read page 113, worksheet page 115 (WB1) 3-4 Grade • worksheet page 102 (WB3) 5-6 Grade • worksheet page 102 (WB5)		
	Day 94	Read Jas. 5:1-6 and page 278 (GB) 1-2 Grade • read page 113, worksheet page 116 (WB1) 3-4 Grade • worksheet page 103 (WB3) 5-6 Grade • worksheet page 103 (WB5)		
	Day 95	Read Phil. 4:10-13 and page 280 (GB) 1-2 Grade • read page 113, coloring page 117, lesson recap page 118 (WB1) 3-4 Grade • activity page 104 (WB3) 5-6 Grade • activity page 104 (WB5)		
Week 20	Day 96	Unit 5, LS 4 - The Sheep and the Goats • Read Matt. 25:31-46 and page 282 (GB) 1-2 Grade • story and questions page 119 (WB1) 3-4 Grade • worksheet page 105 (WB3) 5-6 Grade • worksheet page 105 (WB5)		
	Day 97	Read Matt. 25:1-13 and pages 284-285 (GB) 1-2 Grade • read page 119, worksheet page 120 (WB1) • activity page 287 (GB) 3-4 Grade • worksheet page 106 (WB3) • activity page 287 (GB) 5-6 Grade • worksheet page 106 (WB5) • activity page 287 (GB)		
	Day 98	Read Ezek. 34:17-24 and page 288 (GB) 1-2 Grade • read page 119, worksheet page 121 (WB1) 3-4 Grade • worksheet page 107 (WB3) 5-6 Grade • worksheet page 107 (WB5)		
	Day 99	Read 1 Thess. 4:13-18 and page 290 (GB) 1-2 Grade • read page 119, worksheet page 122 (WB1) 3-4 Grade • worksheet page 108 (WB3) 5-6 Grade • worksheet page 108 (WB5)		
	Day 100	Read Heb. 10:35-39 and pages 292, 294 (GB) 1-2 Grade • read page 119, coloring page 123, lesson recap page 124 (WB1) 3-4 Grade • activity page 109 (WB3) 5-6 Grade • activity page 109 (WB5)		

Week	Day	Assignment	Due Date	✓
Week 21	Day 101	Unit 6, LS 1 – I Am the Bread of Life • Read John 6:35-42 and page 296 (GB) 1-2 Grade • story and questions page 125 (WB1) 3-4 Grade • worksheet page 111 (WB3) 5-6 Grade • worksheet page 111 (WB5)		
	Day 102	Read John 6:53-59 and pages 298-299 (GB) 1-2 Grade • read page 125, worksheet page 126 (WB1) • activity page 301 (GB) 3-4 Grade • worksheet page 112 (WB3) • activity page 301 (GB) 5-6 Grade • worksheet page 112 (WB5) • activity page 301 (GB)		
	Day 103	Read John 8:54-59 and page 302 (GB) 1-2 Grade • read page 125, worksheet page 127 (WB1) 3-4 Grade • worksheet page 113 (WB3) 5-6 Grade • worksheet page 113 (WB5)		
	Day 104	Read 1 Pet. 3:18-22 and page 304 (GB) 1-2 Grade • read page 125, worksheet page 128 (WB1) 3-4 Grade • worksheet page 114 (WB3) 5-6 Grade • worksheet page 114 (WB5)		
	Day 105	Read John 6:66-69 and pages 306, 308 (GB) 1-2 Grade • read page 125, coloring page 129, lesson recap page 130 (WB1) 3-4 Grade • activity page 115 (WB3) 5-6 Grade • activity page 115 (WB5)		
Week 22	Day 106	Unit 6, LS 2 – I Am Gentle and Lowly • Read Matt. 11:25-30 and pages 309, 311 (GB) 1-2 Grade • story and questions page 131 (WB1) 3-4 Grade • worksheet page 116 (WB3) 5-6 Grade • worksheet page 116 (WB5)		
	Day 107	Read 1 John 5:1-5 and pages 312-313 (GB) 1-2 Grade • read page 131, worksheet page 132 (WB1) • activity page 315 (GB) 3-4 Grade • worksheet page 117 (WB3) • activity page 315 (GB) 5-6 Grade • worksheet page 117 (WB5) • activity page 315 (GB)		
	Day 108	Read Hos. 11:1-4 and page 316 (GB) 1-2 Grade • read page 131, worksheet page 133 (WB1) 3-4 Grade • worksheet page 118 (WB3) 5-6 Grade • worksheet page 118 (WB5)		
	Day 109	Read Mark 10:13-16 and page 318 (GB) 1-2 Grade • read page 131, worksheet page 134 (WB1) 3-4 Grade • worksheet page 119 (WB3) 5-6 Grade • worksheet page 119 (WB5)		
	Day 110	Read John 8:31-32 and page 320 (GB) 1-2 Grade • read page 131, coloring page 135, lesson recap page 136 (WB1) 3-4 Grade • activity page 120 (WB3) 5-6 Grade • activity page 120 (WB5)		

Week	Day	Assignment	Due Date	✓
Week 23	Day 111	Unit 6, LS 3 – Worshipping Jesus • Read Luke 10:38-42 and page 322 (GB) 1-2 Grade • story and questions page 137 (WB1) 3-4 Grade • worksheet page 121 (WB3) 5-6 Grade • worksheet page 121 (WB5)		
	Day 112	Read John 11:1-6 and pages 324-325 (GB) 1-2 Grade • read page 137, worksheet page 138 (WB1) • activity page 327 (GB) 3-4 Grade • worksheet page 122 (WB3) • activity page 327 (GB) 5-6 Grade • worksheet page 122 (WB5) • activity page 327 (GB)		
	Day 113	Read John 12:1-11 and page 328 (GB) 1-2 Grade • read page 137, worksheet page 139 (WB1) 3-4 Grade • worksheet page 123 (WB3) 5-6 Grade • worksheet page 123 (WB5)		
	Day 114	Read Eccl. 1:1-8; 3:9-15 and page 330 (GB) 1-2 Grade • read page 137, worksheet page 140 (WB1) 3-4 Grade • worksheet page 124 (WB3) 5-6 Grade • worksheet page 124 (WB5)		
	Day 115	Read Ps. 92:1-2 and pages 332, 334 (GB) 1-2 Grade • read page 137, coloring page 141, lesson recap page 142 (WB1) 3-4 Grade • activity page 125 (WB3) 5-6 Grade • activity page 125 (WB5)		
Week 24	Day 116	Unit 7, LS 1 – Jesus Is the Center • Read Luke 24:13-27 and page 336 (GB) 1-2 Grade • story and questions page 143 (WB1) 3-4 Grade • worksheet page 127 (WB3) 5-6 Grade • worksheet page 127 (WB5)		
	Day 117	Read Luke 24:28-35 and pages 338-339 (GB) 1-2 Grade • read page 143, worksheet page 144 (WB1) • activity page 341 (GB) 3-4 Grade • worksheet page 128 (WB3) • activity page 341 (GB) 5-6 Grade • worksheet page 128 (WB5) • activity page 341 (GB)		
	Day 118	Read Luke 24:36-43 and page 342 (GB) 1-2 Grade • read page 143, worksheet page 145 (WB1) 3-4 Grade • worksheet page 129 (WB3) 5-6 Grade • worksheet page 129 (WB5)		
	Day 119	Read John 1:14-18 and page 344 (GB) 1-2 Grade • read page 143, worksheet page 146 (WB1) 3-4 Grade • worksheet page 130 (WB3) 5-6 Grade • worksheet page 130 (WB5)		
	Day 120	Read John 20:30-31 and pages 346, 348 (GB) 1-2 Grade • read page 143, coloring page 147, lesson recap page 148 (WB1) 3-4 Grade • activity page 131 (WB3) 5-6 Grade • activity page 131 (WB5)		

Week	Day	Assignment	Due Date	✓
Week 25	Day 121	Unit 7, LS 2 – The Gift of the Spirit • Read John 20:19-25 and pages 349, 351 (GB) 1-2 Grade • story and questions page 149 (WB1) 3-4 Grade • worksheet page 132 (WB3) 5-6 Grade • worksheet page 132 (WB5)		
	Day 122	Read John 20:26-29 and pages 352-353 (GB) 1-2 Grade • read page 149, worksheet page 150 (WB1) • activity page 355 (GB) 3-4 Grade • worksheet page 133 (WB3) • activity page 355 (GB) 5-6 Grade • worksheet page 133 (WB5) • activity page 355 (GB)		
	Day 123	Read John 16:5-11 and page 356 (GB) 1-2 Grade • read page 149, worksheet page 151 (WB1) 3-4 Grade • worksheet page 134 (WB3) 5-6 Grade • worksheet page 134 (WB5)		
	Day 124	Read John 16:12-16 and page 358 (GB) 1-2 Grade • read page 149, worksheet page 152 (WB1) 3-4 Grade • worksheet page 135 (WB3) 5-6 Grade • worksheet page 135 (WB5)		
	Day 125	Read Ps. 143:10 and page 360 (GB) 1-2 Grade • read page 149, coloring page 153, lesson recap page 154 (WB1) 3-4 Grade • activity page 136 (WB3) 5-6 Grade • activity page 136 (WB5)		
Week 26	Day 126	Unit 7, LS 3 – Jesus' Mission for His Disciples • Read Matt. 28:16-20 and page 362 (GB) 1-2 Grade • story and questions page 155 (WB1) 3-4 Grade • worksheet page 137 (WB3) 5-6 Grade • worksheet page 137 (WB5)		
	Day 127	Read Acts 1:4-8 and pages 364-365 (GB) 1-2 Grade • read page 155, worksheet page 156 (WB1) • activity page 367 (GB) 3-4 Grade • worksheet page 138 (WB3) • activity page 367 (GB) 5-6 Grade • worksheet page 138 (WB5) • activity page 367 (GB)		
	Day 128	Read Rom. 1:1-6 and page 368 (GB) 1-2 Grade • read page 155, worksheet page 157 (WB1) 3-4 Grade • worksheet page 139 (WB3) 5-6 Grade • worksheet page 139 (WB5)		
	Day 129	Read Matt. 28:19, 2 Cor. 13:14, Rev. 1:4-6, and page 370 (GB) 1-2 Grade • read page 155, worksheet page 158 (WB1) 3-4 Grade • worksheet page 140 (WB3) 5-6 Grade • worksheet page 140 (WB5)		
	Day 130	Read Col. 4:2-6 and pages 372, 374 (GB) 1-2 Grade • read page 155, coloring page 159, lesson recap page 160 (WB1) 3-4 Grade • activity page 141 (WB3) 5-6 Grade • activity page 141 (WB5)		

Week	Day	Assignment	Due Date	✓
Week 27	Day 131	Unit 7, LS 4 – Salvation at Pentecost • Read Acts 2:1-13 and pages 375, 377 (GB) 1-2 Grade • story and questions page 161 (WB1) 3-4 Grade • worksheet page 142 (WB3) 5-6 Grade • worksheet page 142 (WB5)		
	Day 132	Read Acts 2:14-21 and pages 378-379 (GB) 1-2 Grade • read page 161, worksheet page 162 (WB1) • activity page 381 (GB) 3-4 Grade • worksheet page 143 (WB3) • activity page 381 (GB) 5-6 Grade • worksheet page 143 (WB5) • activity page 381 (GB)		
	Day 133	Read Gen. 11:1-9 and page 382 (GB) 1-2 Grade • read page 161, worksheet page 163 (WB1) 3-4 Grade • worksheet page 144 (WB3) 5-6 Grade • worksheet page 144 (WB5)		
	Day 134	Read 1 Cor. 12:12-13 and page 384 (GB) 1-2 Grade • read page 161, worksheet page 164 (WB1) 3-4 Grade • worksheet page 145 (WB3) 5-6 Grade • worksheet page 145 (WB5)		
	Day 135	Read 1 Tim. 3:14-15 and page 386 (GB) 1-2 Grade • read page 161, coloring page 165, lesson recap page 166 (WB1) 3-4 Grade • activity page 146 (WB3) 5-6 Grade • activity page 146 (WB5)		
Week 28	Day 136	Unit 8, LS 1 – The Body of Christ • Read Acts 2:42-47 and pages 389, 391 (GB) 1-2 Grade • story and questions page 167 (WB1) 3-4 Grade • worksheet page 148 (WB3) 5-6 Grade • worksheet page 148 (WB5)		
	Day 137	Read Eph. 4:14-16 and pages 392-393 (GB) 1-2 Grade • read page 167, worksheet page 168 (WB1) • activity page 395 (GB) 3-4 Grade • worksheet page 149 (WB3) • activity page 395 (GB) 5-6 Grade • worksheet page 149 (WB5) • activity page 395 (GB)		
	Day 138	Read Rom. 12:3-8 and page 396 (GB) 1-2 Grade • read page 167, worksheet page 169 (WB1) 3-4 Grade • worksheet page 150 (WB3) 5-6 Grade • worksheet page 150 (WB5)		
	Day 139	Read 1 Cor. 12:14-26 and page 398 (GB) 1-2 Grade • read page 167, worksheet page 170 (WB1) 3-4 Grade • worksheet page 151 (WB3) 5-6 Grade • worksheet page 151 (WB5)		
	Day 140	Read Rom. 12:9-13 and page 400 (GB) 1-2 Grade • read page 167, coloring page 171, lesson recap page 172 (WB1) 3-4 Grade • activity page 152 (WB3) 5-6 Grade • activity page 152 (WB5)		

Week	Day	Assignment	Due Date	✓
Week 29	Day 141	Unit 8, LS 2 – The Authority of Jesus’ Name • Read Acts 3:1-10 and page 402 (GB) 1-2 Grade • story and questions page 173 (WB1) 3-4 Grade • worksheet page 153 (WB3) 5-6 Grade • worksheet page 153 (WB5)		
	Day 142	Read Acts 3:11-16 and pages 404-405 (GB) 1-2 Grade • read page 173, worksheet page 174 (WB1) • activity page 407 (GB) 3-4 Grade • worksheet page 154 (WB3) • activity page 407 (GB) 5-6 Grade • worksheet page 154 (WB5) • activity page 407 (GB)		
	Day 143	Read John 5:1-9 and page 408 (GB) 1-2 Grade • read page 173, worksheet page 175 (WB1) 3-4 Grade • worksheet page 155 (WB3) 5-6 Grade • worksheet page 155 (WB5)		
	Day 144	Read Col. 3:15-17 and page 410 (GB) 1-2 Grade • read page 173, worksheet page 176 (WB1) 3-4 Grade • worksheet page 156 (WB3) 5-6 Grade • worksheet page 156 (WB5)		
	Day 145	Read Eph. 3:20-21 and pages 412, 414 (GB) 1-2 Grade • read page 173, coloring page 177, lesson recap page 178 (WB1) 3-4 Grade • activity page 157 (WB3) 5-6 Grade • activity page 157 (WB5)		
Week 30	Day 146	Unit 8, LS 3 – Ananias and Sapphira • Read Acts 5:1-11 and pages 415, 417 (GB) 1-2 Grade • story and questions page 179 (WB1) 3-4 Grade • worksheet page 158 (WB3) 5-6 Grade • worksheet page 158 (WB5)		
	Day 147	Read Acts 4:32-37 and pages 418-419 (GB) 1-2 Grade • read page 179, worksheet page 180 (WB1) • activity page 421 (GB) 3-4 Grade • worksheet page 159 (WB3) • activity page 421 (GB) 5-6 Grade • worksheet page 159 (WB5) • activity page 421 (GB)		
	Day 148	Read Josh. 7:1-12, 19-26, and page 422 (GB) 1-2 Grade • read page 179, worksheet page 181 (WB1) 3-4 Grade • worksheet page 160 (WB3) 5-6 Grade • worksheet page 160 (WB5)		
	Day 149	Read 1 Cor. 11:27-34 and page 424 (GB) 1-2 Grade • read page 179, worksheet page 182 (WB1) 3-4 Grade • worksheet page 161 (WB3) 5-6 Grade • worksheet page 161 (WB5)		
	Day 150	Read Prov. 12:22 and page 426 (GB) 1-2 Grade • read page 179, coloring page 183, lesson recap page 184 (WB1) 3-4 Grade • activity page 162 (WB3) 5-6 Grade • activity page 162 (WB5)		

Week	Day	Assignment	Due Date	✓
Week 31	Day 151	Unit 8, LS 4 - Serving Others • Read Acts 9:32-43 and page 428 (GB) 1-2 Grade • story and questions page 185 (WB1) 3-4 Grade • worksheet page 163 (WB3) 5-6 Grade • worksheet page 163 (WB5)		
	Day 152	Read 2 Cor. 8:1-9 and pages 430-431 (GB) 1-2 Grade • read page 185, worksheet page 186 (WB1) • activity page 433 (GB) 3-4 Grade • worksheet page 164 (WB3) • activity page 433 (GB) 5-6 Grade • worksheet page 164 (WB5) • activity page 433 (GB)		
	Day 153	Read Titus 2:1-10 and page 434 (GB) 1-2 Grade • read page 185, worksheet page 187 (WB1) 3-4 Grade • worksheet page 165 (WB3) 5-6 Grade • worksheet page 165 (WB5)		
	Day 154	Read 1 Tim. 3:1-13 and page 436 (GB) 1-2 Grade • read page 185, worksheet page 188 (WB1) 3-4 Grade • worksheet page 166 (WB3) 5-6 Grade • worksheet page 166 (WB5)		
	Day 155	Read 1 Thess. 4:9-12 and pages 438, 440 (GB) 1-2 Grade • read page 185, coloring page 189, lesson recap page 190 (WB1) 3-4 Grade • activity page 167 (WB3) 5-6 Grade • activity page 167 (WB5)		
Week 32	Day 156	Unit 8, LS 5 - Christ Leads His Church • Read Acts 18:1-11 and pages 441, 443 (GB) 1-2 Grade • story and questions page 191 (WB1) 3-4 Grade • worksheet page 168 (WB3) 5-6 Grade • worksheet page 168 (WB5)		
	Day 157	Read Acts 18:12-19 and pages 444-445 (GB) 1-2 Grade • read page 191, worksheet page 192 (WB1) • activity page 447 (GB) 3-4 Grade • worksheet page 169 (WB3) • activity page 447 (GB) 5-6 Grade • worksheet page 169 (WB5) • activity page 447 (GB)		
	Day 158	Read Phil. 4:6-7 and page 448 (GB) 1-2 Grade • read page 191, worksheet page 193 (WB1) 3-4 Grade • worksheet page 170 (WB3) 5-6 Grade • worksheet page 170 (WB5)		
	Day 159	Read 2 Tim. 4:16-18 and page 450 (GB) 1-2 Grade • read page 191, worksheet page 194 (WB1) 3-4 Grade • worksheet page 171 (WB3) 5-6 Grade • worksheet page 171 (WB5)		
	Day 160	Read Col. 3:23-24 and page 452 (GB) 1-2 Grade • read page 191, coloring page 195, lesson recap page 196 (WB1) 3-4 Grade • activity page 172 (WB3) 5-6 Grade • activity page 172 (WB5)		

PLAN FOR THE YEAR

Jesus, God's Son

How poetic that we (in the northern hemisphere, at least) celebrate the arrival of Jesus, the “Light of the World,” during the darkest days of the year! In humanity's darkest moments, separated from God by sin, there appeared the long-awaited Savior, Jesus. He stepped into the world as Immanuel, meaning “God with us,” and turned everything upside down.

From the angel Gabriel's announcement of Jesus' coming (Luke 1:29-30) to baby John the Baptist jumping for joy in Elizabeth's womb when Mary visited (vs. 41), Jesus' role as the chosen Savior was clear even before His birth. John the Baptist, the Elijah-like prophet foretold in the Old Testament, prepared the way for Jesus' earthly ministry (Mal. 4:5-6; John 1:19-23). After John baptized Jesus, Jesus spent time in the wilderness being tempted by Satan, but He never once gave in. The Savior had come, and He was perfect and sinless.

Many signs and events confirmed Jesus' identity as the Son of God. Jesus Himself claimed to be God on several occasions, much to the chagrin of the Jewish religious leaders (John 10:22-39). His disciples confessed that He is the Son of God (Matt. 16:15-16). God the Father Himself declared Jesus' divinity by transfiguring Him on a mountain (Mark 9:2-8).

Jesus also showed His divine power and authority by His actions. He calmed a storm, proving His power over nature. He cast out evil spirits, displaying His authority over enemy spiritual powers. He showed His authority over the Mosaic Law, throwing out the Pharisees' extra rules and explaining God's heart (Matt. 12:1-14). He even showed His power over life and death by raising Lazarus from the dead.

The amazing power of Jesus, God-with-us, became even more apparent after He rose from the dead. Jesus revealed how the whole of Scripture pointed to His coming. After forty days, He returned to His Father, but not without giving His disciples a critical mission: to make more disciples. Even though Jesus returned to the Father, He did not leave His people alone. He sent the Holy Spirit to live in them and to guide and direct them in their mission. Peter and the other disciples saw the power of the Holy Spirit firsthand when many came to Christ during the Jewish festival of Pentecost (Acts 2:41).

The Holy Spirit's power also became evident through the early church's unusual generosity, even during times of great persecution. Further, the apostles showed that this power came from Jesus when they healed the sick in His name (3:1-10). Jesus also appeared to the apostle Paul in visions, guiding and encouraging him in his missionary journeys. Though Jesus was no longer physically on earth, His presence was still evident.

Jesus is alive today, reigning in heaven at the right hand of the Father. His name is still mighty, and His church continues to grow and spread, fulfilling the Great Commission until He returns. Until then, His followers live in His presence and grow closer in relationship with Him, knowing that each moment of their lives brings them closer to knowing and seeing Him as He truly is.



Semester 1: Son of God

In these four units, we see how Jesus showed by His actions and His teachings who He really is:
God's promised Messiah and the Lord of all.

UNIT 1

THE COMING MESSIAH

The promise of Jesus' coming brought great joy to many people, who responded by praising God for His glory and goodness. Jesus' birth in Bethlehem attracted a number of visitors, including some dangerous enemies. Years later, John the Baptist urged people to listen to Jesus and believe in Him, and Jesus fended off temptations by Satan. That introduced Him as the powerful Messiah!





Memory Verse: Isaiah 25:1

What makes you feel happy?

A bundle of joy. You want to celebrate your birthday with friends. You want to show off your new toy or gadget. You want to tell someone when you've just had the best ice cream ever. We love to share our joy with other people! In today's passage, Mary was filled with joy. She had so much joy that she wanted to share it! Mary was going to have a baby, and this baby was a miracle! He would not be any ordinary child. He was the Son of God, and His name was Jesus.



Mary had great joy in what God was doing even though her pregnancy was not a normal story. She was not married when she became pregnant. Some people may have tried to make her feel bad about that because normally it would have meant Mary had sinned. It may have been a struggle to be joyful when she didn't know what would happen. But Mary knew that her baby was from God. She trusted God to take care of her. Because Mary trusted God, she celebrated her child. Her joy in spite of other people's rejection brought honor and glory to God.

Mary shared her joy with her relative Elizabeth. Elizabeth was going to have a baby too. Her pregnancy was also a miracle. Elizabeth was very old, and she thought she was too old to have children. But God gave Elizabeth a baby. Her baby would be Jesus' relative John the Baptist. John would later prepare the way for Jesus' ministry.

When Mary found out that Elizabeth was pregnant, she made the long trip to Elizabeth's house. Elizabeth lived seventy miles away. Mary probably had to walk the whole way there, which would have taken several days.

Jumping for joy. Do people ever tell you to stop bouncing off the walls? Unless you have your own personal bounce house, they probably mean you are acting too excited and need to calm down. But Mary's pregnancy was a very good reason to be excited. Elizabeth was full of joy when she saw Mary. Even the baby inside her celebrated! The Holy Spirit made the baby recognize who Mary was. He leapt with joy! Elizabeth was filled with the Holy Spirit. The Holy Spirit caused Elizabeth to **prophesy**. God gave her wisdom about Mary and her baby. God's presence was bringing great joy! Soon even more people would get to be in God's presence because Jesus, who is God, would live and walk among them.

Elizabeth said that Mary was blessed because she believed in God. She trusted God to keep His promises. This blessing would spread to other people. People would see what God had done in Mary's life. They would see the blessing she had received. Today, Mary is still remembered for her role as Jesus' mother. And because God used her in that way, we can have the joy of knowing Jesus.

God chose Mary. She trusted Him and believed His promises. We are still blessed by her act of faith. She trusted God and gave birth to the Savior of the world.

Summarize

Use an activity from pages 499-500 to summarize the lesson together.

Prayer Point

Ask the Holy Spirit to fill you with joy in knowing Jesus.

Christ Focus

Jesus is still causing joy two thousand years later. We are blessed that He came into the world.

STEP 1

GREAT JOY

READ: Luke 1:39-45

 Memory Verse: Isaiah 25:1



Sometimes we feel happy for no special reason, but Mary and Elizabeth had the best reason ever! Let's explore what made their joy so special.

1. Who caused Elizabeth to prophesy?
a. John the Baptist b. Mary **c. the Holy Spirit** d. She did it herself.
2. In the space below, draw the two pregnant women visiting in today's passage. Label each woman with her name, and label each mom's belly with the name of her baby.
Drawing should feature Mary and Elizabeth. Their bellies should be labeled "Jesus" and "John."
3. Circle the word that makes each sentence true:
a. Mary was married / **not married** when she became pregnant.
b. Mary's baby was **a miracle** / an ordinary child.
4. Why did Elizabeth say Mary was blessed? because Mary had believed in God
5. We are still blessed by Mary's act of faith.
6. Mary trusted God to take care of her even though she didn't know what would happen. What is a scary situation in your life? Write a prayer asking God to help you trust Him to take care of you in that situation.

Completion of the activity is correct.

Head for the Hills!

You shouldn't make mountains out of molehills, but some hills of the "hill country" really were cliffs (Luke 1:39). The cliffs made a natural barrier that protected the area. It is hard to attack a place protected by mountains. That means Elizabeth lived in a safe area.

The hill country was part of Judah, in the south of Israel. Mary was from Galilee, to the north (see vss. 26-27). Her trip brought her from the lower grounds of the north to the southern hills. Scholars believe that she traveled about eighty to one hundred miles. It probably took between three and five days.

Hoppin' John

Did you know that babies that have been growing for six months are about as long as an ear of corn? They weigh between one and two pounds. Their ears are finished developing, so the babies respond to sounds they hear by moving around. The Bible says Elizabeth was six months pregnant when Mary came to visit (Luke 1:36-40). Elizabeth's baby, John, may have only been as tall as an ear of corn, but his ears sure were working! His little ears heard Mary greet his mom. Then he jumped for joy because Jesus was nearby. Jesus was even smaller than John was then. Even so, He was already the greatest visitor ever.

FILLED WITH THE SPIRIT

What did you do before you were born? Probably not much. An angel said John would be filled with the Holy Spirit before being born (Luke 1:15). During Mary's visit, Elizabeth was filled with the Holy Spirit (vs. 41). Maybe that was when John was filled too! Now God sends His Spirit to believers. But before Jesus went back to heaven, that did not happen (John 7:39). Sometimes God sent His Spirit to people in the Old Testament. Most were important leaders, such as judges and prophets. The Holy Spirit prepared them for special jobs or gave them God's words to speak. Check out the chart for some examples.

Who?	What Job?	Where in the Bible?
Bezalel	making things for the tabernacle	Exodus 31:1-11; 35:30-33
Balaam	blessing God's people	Numbers 24:1-9
Othniel, Jephthah, Gideon	judging Israel and fighting enemies	Judges 3:10; 6:34; 11:29
Samson	using great strength	Judges 14:6, 19; 15:14
King Saul, Ezekiel	prophesying	1 Samuel 10:10; Ezekiel 2:2
David	being king	1 Samuel 16:13

GREAT JOY

 Memory Verse: Isaiah 25:1

On March 16, 2018, an underdog made basketball history. The worst team in the March Madness tournament was matched up against the best team. But this time, they won! For the first time in tournament history, the worst team beat the best team. They won by twenty points, with a final score of seventy-four to fifty-four.


Most of us love underdog stories. We love to see the least and the weakest beat the best and the strongest. We like to believe that it could happen for us. Mary's song of praise in Luke 1 teaches us that God loves an underdog too. God uses weak people and things to show His mighty power.



After Mary and Elizabeth's meeting, Mary sang a song of praise. This song is called the Magnificat. "Magnificat" is the Latin word of the first word in the song: "magnify." Churches throughout history have put these Spirit-filled words to music. This beautiful song praises God for all He has done.

MARY AND HANNAH

Mary's song of praise is similar to another song of praise in the Bible. Another woman, Hannah, also had a miracle baby. Like Mary, she praised God for her baby. Hannah's son would become the prophet Samuel. He was another man who was set apart to lead Israel. Mary and Hannah's songs both talk about God's favor for the weak. They prophesy that God will bring down the strong and powerful. You can read Hannah's song in 1 Samuel 2:1-10.





The Coming Messiah

Mary realized the importance of the baby she was carrying. In her song, she praised God for helping and remembering Israel. She rejoiced that He was doing mighty things. She thanked God for using Jesus to bring down the proud and mighty. She knew her baby was not just any baby. She knew Jesus is the Messiah her people were waiting for.

STRENGTH in *Weakness*

Believers often think that God will work out His great plans if Christians could just get enough power. They think God will do great things if their churches get big enough. They believe God will be glorified if Christians have enough fame. But Mary's song reminds us that God works through the weak and powerless. He actually throws down people in high positions. When God uses someone weak for His plans, He shows off His great strength and is glorified!

ECHOES OF THE PAST

Mary's song is rich in Old Testament ideas. She quoted from verses and ideas in the Bible from the Prophets and the Psalms. She used Scripture that was deep in her heart to praise God.

Summarize

Use an activity from pages 499-500 to summarize the lesson together.

Prayer Point

Thank God for choosing to use weak people to do His will.

Christ Focus

Though Jesus came into the world as a baby, He would one day show He is more powerful than the most rich and royal people.

STEP 2

GREAT JOY

READ: Luke 1:46-56

 Memory Verse: Isaiah 25:1



Do you ever wish you could grow up faster so you could be strong enough to do more things by yourself? It can be nice to be strong, but our weakness lets God show how strong He is. Let's explore how Mary praised God for helping the weak.

1. God uses weak people and things to show His mighty power.
2. Who sang a song of praise called the Magnificat? Mary
3. How was Mary's song similar to Hannah's song?
 - a. Both are found in the New Testament.
 - b. Both praise God for Jesus dying on the cross and rising again.
 - ☒ c. Both talk about God's favor for the weak.
 - d. Both songs are very sad.
4. What did Mary thank God for? What is something that you thank God for? Answers will vary.
(E.g., She praised God for her baby, for remembering Israel, and for bringing down the proud and mighty.)



Activity


You will need:

- paper
- hole punch
- balloon
- wool sweater or hair

Jumping John

Instructions:

1. Use hole punch to punch several small circles out of paper. Set them aside in a small pile.
2. Blow up and tie balloon. Rub it on a sweater or your hair until your hair starts sticking to it.
3. Hold the balloon over the pile of paper circles. John jumped for joy when Jesus (inside Mary) came near him. What do the circles do when the balloon comes near them?



**Scripture Connections:** 1 Sam. 2:1-8; Ps. 105; Luke 1:57-79

What's in a name? Most names have some kind of story behind them. Some people are named after a relative, friend, or celebrity. Other people's names have special meaning. Some parents just like the sound of a name. The prophet John had an especially unique backstory to his name. It was chosen by God. Then it was announced by an angel!

The angel Gabriel had first announced Elizabeth's pregnancy in Luke 1:13. He told Zechariah to name the baby John. But Zechariah thought he and Elizabeth were too old to have a baby. Because of his unbelief, Gabriel made him unable to speak until his son was born.

Picking names. That's where today's story picks up. Zechariah chose to believe what Gabriel said and obey what he said to do. When asked for the baby's name, Zechariah wrote "John" on a writing tablet. Instantly, he could speak again, and he was filled with joy and thankfulness to God.

The first thing Zechariah did when he could speak was praise God. He burst into praise for God's faithfulness (vss. 67-75). He linked what God was doing to what He had promised thousands of years ago (Ps. 105:8). Believers today can follow Zechariah's example by remembering all God has done and thank Him for it. Psalm 105's instructions are clear: praise the Lord. Doing so will help people want to talk to God, ask for His help, and tell others about Him.

Zechariah's praise caused everyone in the room to wonder at what God was going to do with this baby's life. Everyone around knew that Zechariah and Elizabeth were too old to have children. They knew that Zechariah lost his voice when he didn't believe God. Now they heard him speak again! Seeing these miracles amazed all the people nearby. They all wondered what John would grow up to be.

Praising the name of God. Through the Holy Spirit, Zechariah knew that John would fill a special role. John would be a **prophet** to get the people ready for the Messiah, the promised King for whom they had been waiting. Zechariah went on to tell them how the Messiah would save them. He would forgive them and deliver them from their sins (Luke 1:76-79). Let us learn from Zechariah. When God helps us understand His wonderful truths in the Bible, our job is to believe, praise, and thank Him.

God is glorified when His people thank and praise Him. That is as easy as saying "Thank You" and telling others what He has done. Just like Hannah and Mary, we shouldn't take credit for the good things in our lives. We should give God credit and thanks for what He has done.

In Luke 3, John had a crowd following him from early on. And no wonder! Look at all the signs and miracles surrounding his birth! People were naturally curious about what John would do. It turned out that John wasn't the one who came to bring salvation—Jesus was! The purpose of John's ministry was to point people to Jesus.

Summarize

Use an activity from pages 499-500 to summarize the lesson together.

Prayer Point

Remember the promises God has kept, and thank Him for them.

Christ Focus

Over a thousand years of prophecies and promises were made about Jesus. Now He was finally coming into the world (see Acts 3:22-26).

STEP 3


GREAT JOY

READ: Luke 1:57-66

 Memory Verse: Isaiah 25:1



Imagine playing the “quiet game” for months. What would be the first thing you would say when you started talking again? Let’s explore the first things Zechariah said after months of silence.

1. God chose the name “John” for Elizabeth’s baby True or false?
2. Circle the words that make each statement true.
 - a. Because of his belief / ~~unbelief~~, Zechariah could not speak / see.
 - b. After Zechariah wrote the name **Gabriel** John on the wall writing tablet, he praised God.
3. Why were all the people nearby amazed?
 - a. They saw miracles. b. They saw an angel. c. They saw a shooting star. d. all of these
4. How did Zechariah know that John would have the special role of prophet?
through the Holy Spirit
-  5. Look up Psalm 69:30. What are two things that worshippers of God do?
sing praise to God and thank Him
6. What happens when people thank and praise God? What things can you praise and thank God for doing in your life? God is glorified. Answers will vary.

**Doctrine:** Focusing on God

No, thanks! A very famous Hollywood actor once said that he wished everyone could try being rich and famous so that they would see that it's not all that great! That's pretty shocking to hear from a big movie star, but it's true. Being rich and famous doesn't make us happy. In fact, many famous people have experienced the downside of fame.

We humans are not meant to have all the attention on us. Instead, we're made to live for something bigger. Psalm 113 shows us that we are meant to serve, praise, and love God. It teaches us that God alone is strong enough to help us with all our struggles. He works through His people to accomplish His purposes.

Thanks be to God! This week we've been looking at the announcement of Jesus' birth. These announcements brought joy, thanks, and praise to God. Mary and her relatives saw what God was doing through Jesus' birth. He was changing the order of things. He was lifting up the humble and lowly (like Mary). He was bringing down the powerful. Zechariah realized that God was showing mercy by sending the Messiah. Hundreds of years before Mary's and Zechariah's songs of thanks and praise, Psalm 113 gave a similar message. It gives us a few reasons to thank God, praise Him, and keep Him as our focus:

1. We are His servants. We were never made to live for ourselves, doing whatever we want to do. We were made to live for God, doing what He wants us to do. He created the world, and He's in charge of it. As His humble servants, we ought to follow Him as our loving Master.
2. All kinds of people from all nations praise God, and so should we! God doesn't only save one kind of people. He saves all kinds of people through the gospel. That means there are Christians who worship God in places around the world that you've never heard of. One day, all God's people will be gathered and will praise God for eternity. For now, believers are called to sing praises to God along with the rest of His creation.
3. God is King over the whole universe. He doesn't have to love the people He created, but He does. He wants to be involved in every part of our lives. God showed His love for us by sending Jesus to earth as a man. Through Jesus, people can have a close relationship with God, who created them.
4. God turns the expectations of the world upside down. He lifts up the poor and needy so that they have just as much respect as princes. As Elizabeth and Hannah both learned, He even gives children to childless women. When we praise God, we praise One who humbles the proud and helps the humble.

Psalm 66:4 says that all creation sings praises to God. Science can show how this is literally true, both with animals and in space! There is a black hole that plays a note fifty-seven octaves below middle C. Whales sing, and some frogs hum notes to resonate with their tree holes.

Summarize

Use an activity from pages 499-500 to summarize the lesson together.

Prayer Point

Praise God for caring for you and working in your life.

Christ Focus

Jesus is the fulfillment of what Psalm 113 teaches. He flipped people's expectations upside down (see Matt. 20:16).



If you look through a telescope that is not focused correctly, you might not see anything at all. Refocus it, and you can see amazing stars! Let's explore what it means to always set our focus on God.

1. Who are we meant to serve, praise, and love most?

- a. our families b. ourselves **c. God** d. Mary

2. What kind of people can praise God? all kinds of people from all nations

3. Write one reason Psalm 113 says God should be praised. Answers will vary. (E.g., People from all nations praise God; He is King over the whole universe; He gives children to childless women.)

4. How does God treat the expectations of the world? He turns them upside down.

5. Look up John 3:16. How did God show His love for people? He sent Jesus to earth.



6. Why do you think that God chooses to love the people He created? Answers will vary.



REVIEW

This week we looked at the **great joy** surrounding Jesus' birth. Let's do some review. For each step, begin by summarizing what you learned.



- How did Mary react to her unexpected and miraculous pregnancy? *With joy and trust in God.*
- What happened when Elizabeth heard Mary's voice? *She was filled with the Holy Spirit; her baby leaped inside her.*
- How was Elizabeth able to **prophecy** about Mary's baby? *The Holy Spirit gave her wisdom.*



- The word "**Magnificat**" refers to what? *Mary's song in Luke 1.*
- Mary's song of praise is similar to whose song of praise in the Bible? *Hannah's.*
- Name one thing Mary praises God for in her song. *Her baby (Jesus), God's favor of the weak, God's faithfulness to Israel, etc.*



- What happened to Zechariah because he did not believe the angel's message? *He was unable to speak until John's birth.*
- What was the first thing Zechariah did when he could speak? *He praised God.*
- John would be the _____ who would prepare the way for the Messiah. **Prophet.**



- Psalm 113 says that we are God's _____. *Servants.*
- Why does God choose to be involved in the lives of the people He created? *He loves and cares for us.*
- Whom does God lift up? *The humble; the poor and needy.*

APPLY

In this week's lesson, Mary, Zechariah, and Elizabeth praised God for what He was doing. They realized that He was keeping promises He had made long ago. God can be trusted to keep His promises. Isaiah 25:1 says that God planned wonderful things a long time ago. When He does wonderful things for us, we can thank Him and praise Him for them.

Read Isaiah 25:1 again. If you trust in God, you can call Him your God like this verse does. Write down three good things He has done for you in your life. Know that He has planned those things for you. Thank Him for what He is doing in your life. Trust Him in all things.

Prayer Point

Thank God for three good things that have happened in your life.

Christ Focus

Jesus is God's perfect gift to us. God planned to send Jesus to us before the world began (1 Pet. 1:20-21).

STEP 5

GREAT JOY

READ: Isaiah 25:1

 Memory Verse: Isaiah 25:1



This week you have learned about several songs praising God. Now it is your turn! Fill in the blanks to create your own song of praise. Then try singing the words to a tune you like, or make one up as you go along. **Completion of the activity is correct.**

O Lord, You are _____.
(a word or phrase telling who God is)

I will exalt You; I will praise Your name,
for You have _____.
(something that God has done)

Forever and ever, You are the same!
I praise You for _____.
(something else that God has done)

And You love people from every nation.
O Lord, You are _____.
(a different word or phrase telling who God is)

And I will rejoice in Your salvation!

Use this *Guide Book* to teach students in 3rd or 4th grade.

"For God, who said, 'Let **light** shine out of darkness,' has **shone** in our hearts to **give the light** of the knowledge of the glory of God in the face of Jesus Christ"
(2 Cor. 4:6).

The Lord has illuminated glorious truths to His children through His Word, and they are worth a lifetime of study. **Enough with the fluff! Illuminate Bible Series** introduces students to important theology, engaging both their hearts and their minds. Each day, students are led **to praise God and exalt Jesus as they see the riches of His grace and glory throughout Scripture**. In each year of study, students will explore a variety of stories and passages of the Bible, examine them in their context, connect them to related Scriptures, mine them for doctrinal truth, and apply them to daily living. In volume 5, students will learn how Jesus is the divine Son of God.

The unchanging truth of God's Word illuminates our path (Ps. 119:105). **Illuminate Bible Series** can lead students from preschool through 12th grade into daily, in-depth discovery of God's truth.

